

COVER SHEET

1	3	3	6	5	3					
---	---	---	---	---	---	--	--	--	--	--

S.E.C. Registration Number

[illegible][illegible]

(Company's Full Name)

A	T	I		H	E	A	D		O	F	F	I	C	E		A	.	B	O	N	I	F	A	C	I	O				
---	---	---	--	---	---	---	---	--	---	---	---	---	---	---	--	---	---	---	---	---	---	---	---	---	---	---	--	--	--	--

D R I V E P O R T A R E A M A N I L A 1 0 1 8

[illegible]

(Business Address : No. Street Company / Town / Province)

ATTY. RODOLFO G. CORVITE, JR.

Contact Person

(02) 8528-6000

Company Telephone Number

0	3
---	---

1	2
---	---

Month Day

SEC 20 - IS

Preliminary Information Statement

0	4
---	---

2	5
---	---

Month Day
2024 Annual
Meeting

Secondary License Type, If Applicable

--	--	--	--

Dept. Requiring this Doc.

Amended Articles Number/Section

8	2	2
---	---	---

As of Feb 28, 2025

Total No. of Stockholders

Total Amount of Borrowings

--	--	--	--	--	--	--

Domestic

--	--	--	--	--	--	--

Foreign

To be accomplished by SEC Personnel concerned

[illegible]

File Number

LCU

[illegible]

Document I.D.

Cashier

STAMPS

Remarks = pls. use black ink for scanning purposes.

SEC No. 133653
File Number: _____

ASIAN TERMINALS, INC..
(Company's Full Name)

ATI Head Office, A. Bonifacio Drive, Port Area, Manila
(Company's Address)

632-85286000
(Telephone Number)

December 31
Calendar Year Ending
(Month & Day)

Preliminary Information Statement (IS-20)
Form Type

Not applicable
Amendment Designation (if applicable)

March 12, 2025
Period Ended Date

(Secondary License Type and File Number)

ASIAN TERMINALS, INC.
ATI Head Office, A. Bonifacio Drive, Port Area, Manila
Tel. No. 8528-6000

NOTICE OF ANNUAL MEETING OF STOCKHOLDERS

To the Stockholders of Asian Terminals, Inc.:

The Board of Directors on February 20, 2025, resolved to hold the annual meeting virtually, pursuant to applicable SEC regulations. The annual meeting will be virtually conducted and may be accessed on the link https://bit.ly/ATI_2025ASM on **April 24, 2025, 2:00 p.m.**, to consider and take action upon the following matters:

1. **Call to Order.** This officially commences the meeting.
2. **Proof of Notice and Quorum.** The Corporate Secretary will certify that the notice of meeting had been sent to stockholders as of record date and that there is a quorum.
3. **Approval of the Minutes of the Annual Stockholders' Meeting held on April 25, 2024.** The Minutes record the proceedings of the 2024 annual meeting. The minutes were included in the Information Statement and may be accessed in the Company Website https://www.asianterminals.com.ph/ati_disclosures_minutesofmeeting.aspx
4. **Chairman's Address.** The Chairman will address the stockholders and present the highlights of the business operation and performance of the Company in 2024.
5. **Election of Directors.** The nominees are named in Item 5 of the Information Statement, together with their qualifications and profiles for the election of the stockholders. Pursuant to the by-laws, the directors (including the independent directors) shall be elected annually and shall hold office until the next annual meeting and until his successor shall have been elected and qualified. Pursuant to the Company's Corporate Governance Manual and applicable regulations of the SEC, an independent director who has served more than nine (9) consecutive years reckoned from 2012, can serve as such based on meritorious justifications and with the stockholders' approval. Former Chief Justice Artemio V. Panganiban and Ambassador Teodoro L. Locsin, Jr. have been the Company's independent directors since 2010 and the Board resolved to retain them as independent directors based on meritorious justification, subject to the approval of the stockholders. *(Please refer to Item 5 (a) (1) of the Information Statement)* The stockholder's vote in their favor will be deemed an approval of the justification, otherwise he may choose to abstain.
6. **Approval of the Audited Financial Statements for the Year Ended December 31, 2024.** The stockholders are asked to approve the 2024 Audited Financial Statements, a copy of which is attached to the Information Statement.
7. **Appointment of Independent Auditors.** The appointment of R.G. Manabat & Co. as the independent auditors for 2025. Approval of stockholders is sought.
8. **Approval and Ratification of the Acts of the Board and the Management during the year 2024.** The acts of the Board and Management in 2024 were summarized in Item 15 of the Information Statement. Approval and ratification of the stockholders is sought.

9. **Other Matters.** Any other relevant matter to the meeting may be raised by the stockholders.

10. **Adjournment.** This is to officially end the meeting.

All stockholders of record at the close of business on March 26, 2025, are entitled to notice and to vote at the annual meeting and at any adjournment thereof. The stock and transfer books of the Company will be closed from March 26 up to April 24, 2025.

If unable to attend the meeting, stockholders may appoint either the Chairman of the ATI Board or the President as proxy with voting instructions and submitted via the Registration Portal. Proxies should be submitted **on or before 7pm of April 14, 2025**. *(Please refer to Annex "A" for the procedure)*. Proxies will be validated at **2pm on April 15, 2025** at the Office of the Corporate Secretary., ATI Head Office, A. Bonifacio Drive, Port Area, Manila, 1018.

The Information Statement and its attachments may be accessed at a) PSE EDGE website b) ATI Website at <https://www.asianterminals.com.ph> c) QR Code *(please refer to Annex "A")*. A hard copy of the Information Statement may be provided to a stockholder for free, upon written request sent by :

a) mail to **Office of the Corporate Secretary**
ATI Head Office Building
A. Bonifacio Drive
Port Area, Manila, 1018

b) email to ATISHMeeting@asianterminals.com.ph
(subject heading: 2025 Information Statement)

The detailed procedure of the registration and voting process are stated in **Appendix "A"** hereof.

Manila, Philippines, March 12, 2025.


RODOLFO G. CORVITE, JR.
Corporate Secretary

APPENDIX “A”

Procedure for the Registration, Participation and Voting in the 2025 Annual Stockholders’ Meeting

The Board of Directors on February 20, 2025, resolved to hold the annual meeting by remote communication and voting will be in absentia, pursuant to applicable SEC regulations.

All stockholders of record at the close of business on March 26, 2025, are entitled to notice and to vote at the annual meeting and at any adjournment thereof.

A) REGISTRATION: Stockholders may register to participate in the virtual meeting at the Registration Portal (“Registration Portal”) at: <https://bit.ly/34INqR7>

Registration will be from **9:00 am of April 4, 2025, until 7:00 pm of April 14, 2025**. Stockholders are advised to register as early as possible. To proceed with the registration, personal information will be required. For identification, the Company shall only accept a scanned back-to-back copy of one valid government-issued ID bearing photo and signature which will be uploaded in the Registration Portal. Consent to process personal information is included in the Registration Portal.

1. Individual stockholder with shares recorded in their name: name, valid email address¹, active contact number and upload a valid government-issued ID.

For stockholders with joint accounts, only the authorized stockholder will register and in addition to the above, shall upload scanned copy of a notarized authorization letter signed by the other stockholders, indicating who among them would be authorized to participate and/or vote and upload their valid government-issued IDs.

Individual Stockholder under a broker/ PCD: in addition to the name, valid email address, active contact number and valid government-issued ID, the stockholder needs to coordinate with his broker and secure a duly signed Broker’s Certification stating the full account name, number of shares, and account or reference number which shall be uploaded in the Registration Portal.

2. Corporate stockholder: the duly authorized representative of the corporate stockholder shall register and provide his name, valid email address, active contact number, valid government-issued ID and the scanned copy of the notarized Secretary’s Certificate and signed proxy appointing either the ATI Chairman or President.

A proxy given by a broker in respect of shares of stock held by such broker for the account of the beneficial owner must be accompanied by a certification under oath stating the number of shareholdings and a that the broker has obtained the written consent or authorization of the account holder.

The Company reserves the right to require additional documents as may be necessary or relevant.

¹ Only the email used for registration may be admitted to the actual online meeting.

B) VALIDATION: A notification by email from ATISHMeeting@asianterminals.com.ph shall be received by the stockholder together with a unique passcode which shall be used to access the ATI Voting Portal or other instructions. For queries, assistance or any technical difficulties, the stockholders may communicate with the Company through the above-mentioned email address or call 8528-6000.

Stockholders may appoint either the ATI Chairman of the Board or the President as proxy. Proxies should be submitted **on or before 7pm of April 14, 2025**. The duly accomplished scanned copy of the proxy (and other attachments, as applicable) may be uploaded by the stockholder upon registration or hard copies may be sent to the address below. Proxies will be validated at Office of the Corporate Secretary ATI Head Office, A. Bonifacio Drive Port Area, Manila, 1018 **on April 15, 2025 at 2pm**.

C) VOTING: All the agenda items indicated in the Notice will be set out in the ATI Voting Portal ("Voting Portal"). Voting shall be online and may be accessed using the unique passcode sent to the registered email. The Voting Portal shall be open from **9:00 am of April 15, 2025 up to 7:00 pm of April 22, 2025**, in the link below:

<https://bit.ly/3q69lcl>

1. Individual stockholder with shares recorded in their name: they may access the Voting Portal by providing the valid email address they used in the registration and the sent unique passcode.

For stockholders with joint accounts, only the stockholder who registered and was authorized by the joint stockholders shall vote by providing the valid email address they used in the registration and the unique passcode.

Individual Stockholder under a broker/ PCD: they may access the Voting Portal by providing the valid email address they used in the registration and the unique passcode.

2. Corporate stockholder or broker. Either the ATI Chairman of the Board or the President may vote, as may be provided in the proxy.

The Office of the Corporate Secretary assisted by its stock and transfer agent or Professional Stock Transfer Inc. (PSTI) , shall tabulate all votes received and the results shall be validated by R.G. Manabat and Co.

Access to the Registration and Voting Portals shall be limited to the Office of Corporate Secretary, ATI IT Support Team, authorized representative of the stock and transfer agent and R.G. Manabat and Co.

D. QUORUM: The following stockholders shall be deemed present for purposes of quorum:

- a) whose registrations are validated.
- b) who sent their accomplished proxies and validated
- c) who voted from **9:00 am of April 15, 2025 up to 7:00 pm of April 22, 2025**.

E. PROCEEDINGS: The meeting will be held virtually on April 24, 2025 at 2pm, on the link https://bit.ly/ATI_2025ASM Only stockholders whose registration were validated may access the meeting. Every item in the agenda for approval of the stockholders will be shown on the screen during the meeting as the same is taken up. During the meeting, the Secretary shall report the votes received and inform the stockholders if the particular item is carried out or disapproved. The total

number of votes cast for each item for approval under the agenda will be shown on the screen. The meeting shall be recorded and the recording will be made available to the stockholders upon request sent to ATISHMeeting@asianterminals.com.ph. For queries, assistance or any technical difficulties, the stockholders may communicate with the Company through the above-mentioned email address or call at 8528-6000.

F.QUESTIONS: Relevant questions on the items in the Agenda may be sent by stockholders during the meeting (in the Q&A chatbox) or in advance by email to ATISHMeeting@asianterminals.com.ph on or before **7pm of April 22, 2025** with the subject heading **“ASM 2025 Question”** and the identity of the sender must be stated after the question. Replies may be given during the meeting and any unanswered will be replied to by email.

**QR CODE FOR THE
INFORMATION STATEMENT**

(Scan the QR Code using any capable device with internet connection. Open to view the file linked to the QR.)



**QR CODE FOR LINK TO THE
MEETING**

(Scan the QR Code using any capable device with internet connection. Open link and join the meeting. You will be admitted to the meeting after verification of your email).



Information Statement Pursuant to Section 20 of the Securities Regulation Code

1. Check the appropriate box:

☒ Preliminary Information Statement☐ Definitive Information Statement

2. Name of Registrant as Specified in its Charter : ASIAN TERMINALS, INC.
3. Province, Country or other jurisdiction of Incorporation or organization : Manila, Philippines
4. SEC Identification Number : 133653
5. BIR Tax Identification Code : 000-132-413
6. Address of Principal Office : A. Bonifacio Drive
Port Area, Manila 1018
7. Registrant's telephone number : (632) 8528-6000
8. Date, time and place of the meeting of security holders : April 24, 2025, 2pm
MS Teams
9. Approximate date on which the Information Statement is first to be sent or given to security holders : March 26, 2025
10. Securities registered pursuant to Section 8 and 12 of the Code or Sections 4 and 8 of the RSA:

Title of Each Class	Number of Shares of Common Stock Outstanding or Amount of Debt Outstanding as of February 28, 2025
Common	1,995,693,500 shares
Treasury	4,306,500 shares

11. Are any or all of registrant's securities listed on a stock exchange?

Yes ☒No ☐

If yes, disclose the name of such Stock Exchange and the class of securities listed therein:

Philippine Stock Exchange, Inc.; common shares

ATI IS NOT SOLICITING PROXIES FOR THIS MEETING.

A. GENERAL INFORMATION**Item 1. Date, time and place of meeting of security holders**

- a) Date of Meeting April 24, 2025
Time of Meeting 2pm

Place of Meeting Online (MS Teams)
- Registrant's Mailing Address ATI Head Office
A. Bonifacio Drive, Port Area
Manila, Philippines 1018
- b) Approximate date on which the Information Statement is first to be sent or given to the stockholders. March 26, 2025

Item 2. Dissenter's Right of Appraisal

There are no corporate matters or actions that will entitle dissenting stockholders to exercise their right of appraisal as provided in Title X of the Revised Corporation Code.¹

Item 3. Interest of Certain Persons in or Opposition to Matters to be Acted Upon

- a) The incumbent Directors, the nominees for Directors and Executive Officers and their associates have no substantial interest in any matter to be acted upon other than election to the office.
- b) No Director has informed the Company in writing that he intends to oppose any action to be taken by the registrant at the annual meeting.

B. CONTROL AND COMPENSATION INFORMATION**Item 4. Voting Securities and Principal Holders Thereof**

- a) As of February 28, 2025, the Company has the following shares:

Issued	2,000,000,000
Outstanding	1,995,693,500
Treasury	4,306,500

Out of the outstanding shares, 1,265,096,144 shares or 63.39% are locally owned and 730,597,356 shares or 36.61% are foreign-owned.

¹ The right of appraisal means the right of a dissenting stockholder to demand payment of the fair market value of his shares, in the instances provided under the Corporation Code. In such instances, the right may be exercised by any stockholder who shall have voted against the proposed action by making a written demand to the Corporation within 30 days after the date on which the vote was taken for payment of the fair market value of his shares. Failure to make the demand shall be deemed a waiver of such right.

- b) Only stockholders of record at the close of business on March 26, 2025 are entitled to notice and to vote at the Annual Stockholders' Meeting.
- c) Cumulative voting is allowed for election of members of the board in a stock corporation. Every stockholder entitled to vote shall have the right to vote in person or by proxy the number of shares of stock standing in his own name on the stock transfer books of the Company. Each stockholder may vote such number of shares for as many persons as there are directors to be elected; or he may cumulate his shares and give one candidate as many votes as the number of directors to be elected multiplied by the number of his shares shall equal; or he may distribute these shares on the same principle among as many candidates as he shall see fit; provided that the total number of votes cast by him shall not exceed the number of shares owned by him as shown in the books of the Company multiplied by the total number of directors to be elected.
- d) Security Ownership of Certain Record and Beneficial Owners and Management

1. Security Ownership of Certain Record and Beneficial Owners

As of February 28, 2025, the Company knows of no one who owns in excess of 5% of its common stock except as set forth in the table below:

Title of Class	Name and Address of Record Owner and Relationship with Issuer	Name of Beneficial Owner and Relationship with Record Owner	Citizenship	Amount of Record Ownership	% of Class
Common	DP World Australia (POAL) Pty. Limited Level 21 400 George St., Sydney NSW 2000, GPO Box 4084, Sydney NSW 2001 Australia (Stockholder)	DP World Australia (POAL) Pty. Limited	Australian	346,466,600	17.36%
Common	ATI Holdings, Inc. 3 rd Floor SSHG Law Centre, 105 Paseo de Roxas Makati City (Stockholder)	ATI Holdings, Inc.	Australian	291,371,229	14.60%
Common	Pecard Group Holdings, Inc. 3 rd Floor SSHG Law Centre, 105 Paseo de Roxas Makati City (Stockholder)	Pecard Group Holdings, Inc.	Filipino	198,203,968	9.93%
Common	Philippine Seaport, Inc. 3 rd Floor SSHG Law Centre, 105 Paseo de Roxas Makati City (Stockholder)	Philippine Seaport, Inc.	Filipino	196,911,524	9.87%
Common	Daven Holdings 7 th Floor, Philfirst Building, 6764 Ayala Avenue, Makati City (Stockholder)	Daven Holdings	Filipino	155,906,071	7.81%
Common	SG Holdings Inc. 7 th Floor, Philfirst Building, 6764 Ayala Avenue, Makati City (Stockholder)	SG Holdings, Inc	Filipino	130,000,000	6.51%

Common	PCD Nominee Corp. (Filipino.)* G/F MKSE Bldg. 6767 Ayala Ave., Makati City	(Beneficial Owners unknown to Issuer)	Filipino	116,219,959	5.82%
Common	Kayak Holdings, Inc. 3/F HRC Center, 104 Rada St., Legaspi Village, Makati City	Kayak Holdings, Inc.	Filipino	109,500,000	5.49%
Common	Morray Holdings, Inc. 7 th Floor, Philfirst Building, 6764 Ayala Avenue, Makati City (Stockholder)	Morray Holdings, Inc.	Filipino	100,000,000	5.01%

*As of the filing of the Preliminary Information Statement, the Company has no knowledge of the name of the beneficial owners and their respective representatives.

The Board of Directors generally has the power to vote on behalf of their respective corporations. A proxy is usually designated to cast the vote for each corporation.² The corporate proxies are executed in accordance with the Corporation Code and accompanied by secretary's certificate.

2. Security Ownership of Management

Owners of record of ATI shares among Management as of February 28, 2025, are as follows:

Title of Class	Name of Beneficial/Record Owner	Amount and Nature of Beneficial Ownership	Citizenship	% of Class
common	Felino A. Palafox, Jr.	15,300/direct 395,115,492/indirect	Filipino	19.80%
common	Monico V. Jacob	1/direct	Filipino	.00%
common	William Wassaf Khoury Abreu	1/direct	Dominican	.00%
common	Glen C. Hilton	1/direct	Australian	.00%
common	Zissis Jason Varsamidis	1/direct	Australian	.00%
common	Eusebio H. Tanco	41,507,463/ direct 598,341,446/indirect	Filipino	32.06%
common	Artemio V. Panganiban (independent director)	1/direct	Filipino	.00%
common	Teodoro L. Locsin, Jr. (independent director)	1/direct	Filipino	.00%
common	Rodolfo G. Corvite, Jr.	222,398/direct	Filipino	.01%
	TOTAL	1,035,202,105		51.87%

To the best knowledge of the Company, the above list of share ownership includes the shares beneficially owned by the foregoing officers and directors.

- There are no voting trusts or similar agreements with respect to any portion of the outstanding shares, nor any agreement which may result in a change in control of the Company.
- There was no change in control of the registrant since the beginning of the last fiscal year.

² As of the filing of the Preliminary Information Statement, the Company has no knowledge on who will represent the corporations.

Item 5. Directors and Executive Officers

- a) 1. The following persons are the incumbent Directors³, Executive Officers and key personnel of the Company (brief description of their respective business experience for the past five (5) years included):

Glen Christopher Hilton, 55, was a former director of ATI from 2008 to 2013 and was elected again in August 2019. He is the Chairman of the Board since November 2020 and the current CEO and Managing Director of DP World, Asia Pacific. He was the former CEO of Port of Tanjung Pelepas, Malaysia (2013 to 2016) and VP and Managing Director of DP World South East Asia (2008- 2013), Executive Director of DP World Caucedo (2006- 2008) and the General Manager of DP World Adelaide (2001 to 2006).

Eusebio H. Tanco, 75, Filipino, is the President of the Company from 1995 to 2001 and 2007 to present. He is the Chairman of STI Education Systems Holdings, Inc. (formerly JTH Davies Holdings, Inc., since 2010), DigiPlus Interactive Corp. (formerly Leisure Resorts World Corporation, since 2019 and as director since 2011), Fibertex (since 2012) Mactan Electric Company (since 1988), - Eximious Holdings, Inc. (formerly Capital Managers and Advisors, Inc., since 1995), GROW Vite (since 2014), Venture Securities, Inc.(since 1980), Philippines First Insurance Co. (since 1973), and the chairman emeritus of STI Education Services Group, Inc. (since 2022) and director (since 2003). He is Chairman and President of Prime Power Holdings (since 1999), Prudent Resources, Inc. (since 1999), First Optima Realty Corporation (since 1980); and CEO of Classic Finance, Inc. (since 2004) and director (since 1978). He is also the President of Bloom with Looms Logistics, Inc. (formerly STMI Logistics, Inc., since 1988), Total Consolidated Asset Management Inc. (TCAMI) (since 2006), Eujo Philippines, Inc. (since 1986), Tantivy Holdings, Inc (formerly Insurance Builders Inc.,since 1979) Mar-Bay Homes Inc. (since 1980) , Cement Center, Inc. (since 1983), Biolim Holdings and Management Corp. (formerly Rescom Developers, Inc ,since 1979). In addition, he is a Director of iACADEMY (since 2002), PSBA (since 2024), Philhealthcare Inc. (since 2009), Philplans First, Inc. (since 2017), Philippine Life Financial Assurance (formerly Asian Life Financial Assurance, since 2000), STI West Negros University (since 2013), United Coconut Chemicals, Inc. (since 1995), M.B. Paseo (since 1980, Maestro Holdings, Inc. (formerly STI Investments, since 2007), Philippine Racing Club (since 2011). His professional associations include the Philippines-Thailand Business Council, Philippines-UAE Business Council, and the Philippine Chamber of Commerce and Industry. He obtained his Master of Science in Economics from the London School of Economics and Political Science. He has been a member of the ATI Board since 1993.

William Wassaf Khoury Abreu, 46, a national of Dominican Republic. Mr. Khoury was elected by the Board in the regular Board Meeting in November 2021. He is currently the Vice President for Ports & Terminals, South East Asia, APAC for DP World. He was the Executive Vice President of ATI from March 2018 up to November 2021, the former Director of PT Terminal Petikemas Surabaya (TPS) Indonesia (from 2014 to 2018), the CEO of DP World-Saigon Premier Container Terminal from 2010 to 2014, the Operations Director of DP World Korea from 2009 to 2010 and held various management positions at DP World Caucedo, Dominican Republic from 2003 to 2009 and CSX World Terminals (Caucedo) from 2001 to 2003. William holds an Industrial Engineering degree from Pedro Henriquez Ureña University Santo Domingo, Dominican Republic, a Post Graduate Diploma in Port and Transport Management from IMTA-STC in Rotterdam, The Netherlands and has undertaken executive management programs at Michigan Ross School of Business, London Business School, and Case Western Reserve University.

³ The Directors are elected annually, and each Director holds office until the next annual meeting held after his election and until his successor has been elected and has qualified, or until his death or until he resigns or has been removed. (Sec. 2, Article IV, By-laws)

Monico Jacob, 79, Filipino, is currently the President of STI Education Systems Holdings, Inc. (2011), Chairman of STI West Negros University (since 2019) and the CEO and Vice-Chairman of the STI Education Services Group (since 2016). He is the Chairman of Rosehills Memorial Management, Inc. (since 2014), Philippine Life Financial Assurance, Inc. (PhilLife, since 2016), Global Resource for Outsourced Workers, Inc. (GROW, Inc., since 2000), Total Consolidated Asset Management Inc. (since 2006), GROW-Vite (since 2014), and TechZone Philippines, Inc. (since 2021). He is currently a director of iACADEMY, (since 2010) and PhilCare, (since 2012). Prior to his current engagements, he was the General Manager of the National Housing Authority (NHA) (from 1989 to 1991); Chairman and CEO of Petron Corporation from 1991 to 1998 and Philippine National Oil Company (PNOC) and all of its subsidiaries from 1991 to 1994; and CEO of the Home Development Mutual Fund (PAG-IBIG Fund) from 1988 to 1989. Mr. Jacob also served as an Associate Commissioner for the Securities and Exchange Commission in 1986. He is a member of the Integrated Bar of the Philippines and the Management Association of the Philippines (MAP) and served as its President in 1998. Mr. Jacob finished his Bachelor of Arts degree with a Major in Liberal Arts from the Ateneo de Naga University in 1966 and his Bachelor of Laws degree from the Ateneo de Manila University in 1971. He joined the Board in 2009.

Felino A. Palafox, Jr., 74, is a distinguished Filipino architect and urban planner with over 53 years of experience in architecture and 51 years in planning. He is the Founder and Principal Architect-Urban Planner of Palafox Associates and Palafox Architecture Group, Inc., established in 1989. Under his leadership, the firms have successfully planned over 60 billion square meters of land area and designed more than 30 million square meters of building floor area across 40 countries over the past 36 years. In 2015, he served as President of FIABCI (International Real Estate Federation) Philippines. He is an International Associate of the American Institute of Architects, the Country Leader and Regional Representative for the Council on Tall Buildings and Urban Habitat, and a member of several esteemed organizations, including the U.S. Green Building Council, Urban Land Institute, Congress for the New Urbanism, American Planning Association, and the International Council of Shopping Centers. Previously, he held key leadership positions as Chairman of the National Real Estate Association (NREA) and President of both the Philippine Institute of Environmental Planners and the Management Association of the Philippines. He is also a Fellow of the United Architects of the Philippines (UAP). Architect Palafox earned his Bachelor of Science in Architecture from the University of Santo Tomas, Manila, in 1972, and his Master's Degree in Environmental Planning from the University of the Philippines in 1974 as a United Nations Development Program (UNDP) scholar. Further enhancing his expertise, he completed the Advanced Management Development Program for Real Estate at Harvard University in 2003, along with seven other executive education courses. A registered APEC Architect, he has been recognized with numerous local and international awards for his contributions to the industry. He has been a member of the Board since 2009.

Artemio V. Panganiban, 88, Filipino. He served as Chief Justice of the Philippines from 2005 to 2006 and as Associate Justice from 1995 to 2005. Prior to his appointment to the Supreme Court, he was a senior partner at Panganiban Parlade Benitez Africa and Barinaga Law Office from 1963 to 1995. He is a recipient of over 250 prestigious awards and recognitions from various associations and groups for his role as a jurist, lawyer, civic leader, Catholic lay worker, entrepreneur and youth leader. Among such awards is the "Renaissance Jurist of the 21st Century" given by the Supreme Court of the Philippines upon his retirement in 2006. Last September 18, 2024, he was conferred the "Pro Ecclesia et Pontifice" award granted by Pope Francis and handed by Jose F. Cardinal Advincula in the Manila Cathedral. Chief Justice Panganiban holds a Bachelor's Degree in Law from the Far Eastern University where he graduated cum laude. He was a 6th placer in the 1960 Bar Examinations. He was also conferred Doctor of Laws (Honoris Causa) by several universities. At present, he writes a column for the Philippine Daily Inquirer. He sits as an independent director in the following companies aside from Asian

Terminals, Inc.; GMA Network, Inc. (2007-present), Manila Electric Company (2008-present), GMA Holdings, Inc. (2009-present), Petron Corporation (2010-present), Philippine Long Distance Telephone Company (2013-present), JG Summit Holdings Inc. (2021-present), RL Commercial REIT, Inc. (2021-present). He is also a non-executive Director at Jollibee Foods Corporation (2012-present), Senior Adviser, Metrobank (2007 to present), and Adviser, DoubleDragon Properties Corp. (2014-present), MerryMart Consumer Corp. (2020-present). He is the Chairman of Corporate Governance Committee and a member of the Company's Compensation Committee and Nomination Committee. He has been an independent director of Asian Terminals, Inc. since April 22, 2010.

Teodoro L. Locsin Jr., 76, Filipino, was the former independent director of ATI from 2010 to 2018 when he stepped down to assume a position in the government as the Secretary of Foreign Affairs. He is currently the Philippine Ambassador to the United Kingdom of Great Britain and Northern Ireland. Prior to this, in 2017, he was appointed and took his oath as Philippine Representative to the United Nations based in New York, USA. He also served as member of the House of Representatives from 2001 to 2010. Atty. Locsin Jr. obtained his Bachelor of Law from the Ateneo de Manila University and Master of Laws from Harvard University. He is the Chairman of Audit Committee and a member of the Corporate Governance Committee and Executive Committee.

Zissis Jason Varsamidis, 49, Australian, is the Chief Financial Officer (CFO) of DP World Asia Pacific & Australasia. Prior to this, Mr. Varsamidis was the CFO of DP World Australia from 2013 to March 2021 and held various positions in the company prior to that appointment. He has a degree in Commerce from the University of Wollongong, holds a Diploma in Terminals Operations Management from US Merchant Marine Academy and Masters in Applied Finance & Investment from the Securities Institute of Australia. He is also a Certified Public Accountant (CPA). Mr. Varsamidis joined the Board in 2021.

Sean James L. Perez, 59, Filipino, is the Senior Vice-President for Commercial and Outports since November 2017. He was the Vice-President for Marketing and Commercial from October 2008 to October 2017, Vice President for Domestic and Outports from January 2007 to September 2008, Vice-President for Domestic/Marketing and Commercial Services (2004-2006). He has held various positions in the Company from the position of being the Terminal Manager of Batangas, Container Division and General Stevedoring Division for South Harbor to Vice-President for Operations, Marketing and Outports. He obtained his degree in Bachelor of Arts, Major in Economics from the University of Santo Tomas. He has been with the Company since 1996.

Jose Tristan P. Carpio, 56, Filipino, is the Vice-President for Finance and Chief Financial Officer (CFO) of the Company since July 2012. He joined ATI in 2000 as Assistant Vice President for Treasury and Special Projects. Prior to joining ATI, he was the Assistant Vice President for Capital Markets of All Asia Capital & Trust Corporation from 1997 to 2000. Mr. Carpio obtained his degree in B.S. Management Engineering from Ateneo de Manila University.

Rodolfo G. Corvite, Jr., 65, Filipino, is the Corporate Secretary and Compliance Officer since 1997, the Vice President for Business Support Services and Data Protection Officer (since 2017). He has held various positions in the Company handling Administration, Legal, Human Resources, Procurement, Industrial Relations, HSES, Insurance and Claims, Risk Management and Corporate Communications. He was a Law Partner of Diaz, Corvite and Associates. He is a member of the Integrated Bar of the Philippines. He obtained his Bachelor of Laws from the Ateneo de Manila University. He has been with the Company since 1989.

Note: The Securities Regulation Code requires any corporation with a class of equity shares listed for trading in an Exchange to have at least two (2) independent directors.

The nomination, pre-screening and election of the Independent Directors were made in accordance with SRC Rule 38 (as amended), Article IV, Section 3 of the By-laws of the Corporation (as amended), the Nomination Committee Charter and the Company's Revised Nominating Committee Guidelines.⁴ The nominated Independent Directors have signified their acceptance of the nominations. The Independent Directors are nominated by stockholders. The Company's Nomination Committee passes upon the qualifications of the nominees and ascertains that they do not possess any of the disqualifications.

Chief Justice Panganiban has been an independent director of ATI since 2010 and year 2025 to 2026 will be his 14th year reckoned from 2012. Attached as **Annex "1"** is Chief Justice Panganiban's Certification as Independent Director.

Amb. Teodoro L. Locsin Jr. has been an independent director of ATI from 2010 to 2018. He stepped down in 2018 to assume a position in the government as the Secretary of Foreign Affairs. When Atty. Roberto Lim resigned in August 2022, Amb. Locsin was nominated and elected again as independent director to serve for the unexpired term of Atty. Lim. Year 2025 to 2026 is Amb. Locsin's 10th year⁵. Attached as **Annex "2"** is Amb. Locsin's Certification as Independent Director and the written permission from the Department of Foreign Affairs.

Notwithstanding the term limits provided by the SEC regulations and the Company's Corporate Governance Manual, an independent director who has served for more than 9 years may continue to be elected as such provided there are meritorious justifications and shareholders' approval is secured. The Board, resolved as justification, that Chief Justice Artemio Panganiban, being a former Chief Justice of the Supreme Court and Ambassador Teodoro L. Locsin, the former Secretary of Foreign Affairs and incumbent Ambassador of the Philippines to the UK, respectively, their integrity, probity and expertise, and independent insights and expert opinion given, particularly on good governance, greatly contributed to ATIs sustained growth and development over the past years of their tenure. Further, the Nomination Committee convened on March 3, 2025 and resolved to consider this as substantial justification for their nomination and re-election as independent directors for the ensuing year, subject to the shareholders' approval in the annual meeting. The respective profiles of Chief Justice Panganiban and Amb. Locsin are mentioned in pages 6 and 7 of the Information Statement.

⁴ The composition of the current Nomination Committee is as follows: Eusebio H. Tanco (Chairman), Glen C. Hilton, Felino A. Palafox, Jr., William Wassaf Khoury Abreu and Artemio V. Panganiban (Members).

⁵ Reckoned from 2012, he served 6 years until he stepped down in 2018, and 3 years reckoned from 2022 when he served the unexpired term of Atty. Lim.

The Company's Nomination Committee resolved that the following are the qualified nominees for election to the Board of Directors⁶ at the forthcoming Annual Stockholders' Meeting:

Name	Age	Citizenship
Glen C. Hilton	55	Australian
Eusebio H. Tanco	75	Filipino
William Wassaf Khoury Abreu	46	Dominican
Monico V. Jacob	79	Filipino
Teodoro L. Locsin Jr. ⁷	76	Filipino
Felino A. Palafox, Jr.	74	Filipino
Artemio V. Panganiban ⁸	88	Filipino
Zissis Jason Varsamidis	49	Australian

Attached as **Annex "3"** is the Certification executed by the Compliance Officer on directors, nominees or officers connected with the government.

2. Significant Employees

All employees are expected to make reasonable contribution to the success of the business of the Company. There is no "significant employee" as defined in Part IV (A) (2) of Annex C to SRC Rule 12 (i.e., a person who is not an executive officer of the registrant but who is expected to make a significant contribution to the business).

3. Family Relationships

There are no family relationships within the fourth degree of consanguinity or affinity known to the Company, among the Directors, Executive Directors or nominees.

4. Pending Legal Proceedings

The Company has no other knowledge that the current members of its Board of Directors, nominees or its executive officers have been involved during the last five years up to the present in any legal case affecting/involving themselves and/or their properties before any court of law or administrative body in the Philippines or elsewhere, which are material to an evaluation of the ability or integrity of any of the said directors or executive officers. Also, during the last five years, the said persons have not been: a) involved in any bankruptcy petition, b) convicted by final judgment of any offense punishable by the laws of the Philippines or of the laws of any other country, c) subjected to any order, judgment or decree, and d) violated any securities or commodities law.

⁶ The first six (6) nominees for regular director receiving the highest number of votes and the first two (2) nominees for independent director receiving the highest number of votes shall be deemed elected.

⁷ Stockholder Demie Bulalas nominated Amb. Teodoro L. Locsin Jr. Amb. Locsin is not related to the stockholders who nominated him.

⁸ Stockholder ATI Holdings, Inc. nominated Chief Justice Artemio Panganiban (retired). Chief Justice Panganiban is not related to the stockholder who nominated him.

5. Material Pending Legal Proceedings

The Company is a party to legal proceedings which arose from normal business activities. However, Management believes that the ultimate liability, if any, resulting therefrom, has no material effect on the Company's financial position.

6. Certain Relationships and Related Transactions

a) Parties are considered to be related if one party has the ability, directly or indirectly, to control the other party or exercise significant influence over the other party in making financial and operating decisions. Parties are also considered to be related if they are subject to common control. Related parties may be individuals or corporate entities.

Note 20 of the attached Audited Consolidated Financial Statements for the period ended 2022 and 2023 indicate related party transactions in the normal course of business.

The Group, in the normal course of business, has the following transactions with its related parties:

Category/ Transaction	Note	Year	Amount of the Transaction	Outstanding Balance			Terms	Conditions
				Due from Related Parties	Due to Related Parties	Lease Liability		
Associate								
▪ Management income	20A	2024	P8,455	P745		P R -	Payable on demand	Unsecured; no impairment
		2023	P7,950	P641	-	-	Payable on demand	Unsecured; no impairment
▪ Dividend income	9	2024	P46,569				Payable on demand	Unsecured; no impairment
		2023	28,658	-	-	-	Payable on demand	Unsecured; no impairment
Post-Employment Benefit Plan								
▪ Retirement fund	20B	2024	P48,547	15,689			Payable on demand	Unsecured; no impairment
		2023	55,682	24,939	-	-	Payable on demand	Unsecured; no impairment
Others								
▪ Advances	20D	2024	340,819	249,626	9,210		Payable on demand	Unsecured; no impairment
		2023	208,635	81,444	29,677	-	Payable on demand	Unsecured; no impairment
▪ Management fees	20C	2024	265,790		32,886		Payable within ten (10 days) of the following month	Unsecured
		2023	259,221	-	17,266	-	Payable within ten (10) days of the following month	Unsecured
▪ Lease	20E	2024	179,653			342,993	Payable within five (5 days) of the following month	Unsecured
		2023	45,413	-	-	375,639	Payable within five (5 days) of the following month	Unsecured
TOTAL		2024	P889,833	P266,060	P42,096	P342,993		
TOTAL		2023	P605,559	P107,024	P46,943	P375,639		

A. Amount owed by SCIPSI pertains to management fees equivalent to 6% of gross revenue of SCIPSI.

- B. The Parent Company and ATIB have separate, noncontributory, defined benefit retirement plans covering all its regular employees, in the form of a trust being maintained by a trustee bank. Certain payments to retired employees were paid directly by the Group to be subsequently paid by the retirement fund.
- C. P & O Management Services Phils., Inc. (POMS) is a related party which is 40% owned by POAL. POMS engages in advisory services which it provides to the Parent Company by virtue of a 5-year contract. The Parent Company's contract with POMS expired in 2020 and was renewed on August 27, 2020 for another five years until August 31, 2025. The terms of the contract provide for the payment of a monthly fee equivalent to 5% of ATI's consolidated income before income tax of the immediately preceding month (see Note 18).
- D. Advances include amounts owed to or by DP World Asia Holdings Limited-Regional Operating Headquarters, DP World Philippines Logistics, Inc., and DP World Holdings Philippines, Inc., which are related parties under common control, pertaining to reimbursements for expenses paid by or for the Group. The balance also includes amounts owed to companies controlled by the Group's director for expenses incurred by the Group for manpower, healthcare and insurance services. As of December 31, 2023 and 2022, related amounts are recorded as Other Payables under Trade and other payables (see Note 14).
- E. The Parent Company has entered a 10-year lease contract with a company controlled by the Group's director commencing on November 22, 2024 for parcels of land located at Calamba, Laguna, with a monthly lease rental of P40 per square meter, subject to an escalation of 3.5% per year after the 1st year from turnover date. The contract terms are based on market rates for this type of arrangement and amounts are payable on a monthly basis for the duration of the contract. The leased premises shall be used for its off-dock container yard and cargo support requirements, including but not limited to warehousing and logistics (see Note 23).

The compensation and benefits of key management personnel are as follows:

	2023	2022
Short-term employee benefits	P 134,508	P229,274
Post-employment benefits	11,187	11,114
	P145,695	P240,388

The outstanding related party balances are expected to be settled in cash.

- b) There is no Director who has declined to stand for re-election to the Board of Directors since the date of the last annual meeting of stockholders because of disagreement with the Company on matters relating to operations, policies and practices.

Item 6. Compensation of Directors and Executive Officers

The total annual compensation of the Company's President and the most 4 highly compensated officers amounted to P65 million in 2024 and P62 million in 2023. The projected annual compensation in 2025 is P67 million.

The total annual compensation of all other officers and directors in 2024 amounted to P144 million and in 2023 amounted to P138 million. The projected annual compensation in 2025 is P153 million.

		(in millions of pesos)		
Name and Principal Position	Year	Salary	Bonus	Total
Eusebio H. Tanco President and CEO				
Sean Perez Senior Vice President for Marketing and Commercial				
Rodolfo G. Corvite, Jr. Vice President for Business Support Services				
Jose Tristan Carpio Vice President For Finance/CFO				
Adrian Edward A. Baking Vice President Business Development and Legal				
CEO and most 4 highly compensated officers	2025 (Projected)	55	12	67
All other officers and directors as a group unnamed	2025 (Projected)	120	33	153

		(in millions of pesos)		
Name and Principal Position	Year	Salary	Bonus	Total
Eusebio H. Tanco President and CEO				
Sean Perez Senior Vice President for Marketing and Commercial				
Rodolfo G. Corvite, Jr. Vice President for Business Support Services				
Jose Tristan Carpio Vice President For Finance/CFO				
Adrian Edward A. Baking Vice President Business Development and Legal				
CEO and 4 most highly compensated officers	2024 (Actual)	52	13	65
All other officers and directors as a group unnamed	2024 (Actual)	108	36	144

		(in millions of pesos)		
Name and Principal Position	Year	Salary	Bonus	Total
Eusebio H. Tanco President and CEO				
Sean Perez Senior Vice President for Marketing and Commercial				
Rodolfo G. Corvite, Jr. Vice President for Business Support Services				
Jose Tristan Carpio Vice President For Finance/CFO				
Adrian Edward A. Baking Vice President Business Development and Legal				
CEO and 4 most highly compensated officers	2023 (Actual)	49	13	62
All other officers and directors as a group unnamed	2023 (Actual)	105	33	138

- 2) The Directors do not receive compensation for services provided as a director other than reasonable per diems⁹ for attendance at meetings of the Board and the Board Committees. This is in accordance with Article IV, Section 14 of the Company's By-Laws which states that "Except for reasonable per diems, directors, as such shall be entitled to receive only such compensation as may be granted to them by the vote of the stockholders representing at least two-thirds (2/3) of the outstanding capital stock at a regular or a special meeting of the stockholders. In no case shall the total yearly compensation of the directors, as such, exceed ten percent (10%) of the net income before income tax of the Company during the preceding year.

The Board of Directors specified the duties and responsibilities of the elected Company officers. Other officers, whose duties and responsibilities are set by the Management, are considered regular employees of the Company.

- 3) There is no bonus, profit sharing, stock options, warrants, rights or other compensation plans or arrangements with directors and officers that will result from their resignation, retirement, termination of employment, or change in the control of the Company.

Item 7. Independent Public Accountants

The accounting firm R. G. Manabat & Co. served as the Company's external auditors for the last fiscal year. There was no change in or disagreement with the external auditors on accounting and financial disclosures.

The Company's Manual on Corporate Governance and SRC Rule 68, provide that the Company's external auditor shall either be rotated or the handling partner be changed every five (5) years or earlier, subject to the provisions of SRC Rule 68 paragraph 3 (b) (ix) on the two-year cooling off period. In compliance with the abovementioned provisions, Mr. Vernilo Yu the current signing partner was appointed in November 2023.

In accordance with the Company's Manual on Corporate Governance, the Audit Committee recommends the appointment of external auditors. The Audit Committee is composed of Amb. Teodoro L.Locsin Jr. (independent director) as Chairman, Atty. Monico V. Jacob and Mr. William Wassaf Khoury Abreu as members. The Board approved the Audit Committee's recommendation for the appointment of R.G. Manabat & Co. as external auditors and resolved to submit the approval of the appointment to the stockholders during the annual stockholders' meeting.

Representatives of R.G. Manabat & Co. will be present during the scheduled stockholders' meeting and will be given the opportunity to make a statement if they desire to do so. It is also expected that the attending representatives will be able to respond to appropriate questions.

Items 8 to 14

Not Applicable

⁹ Directors' per diem amounted to Php2,140,000 (for 2024) and Php2,705,000 (for 2023). The Chairman receives Php75,000.00 per diem, for every board meeting attended, while members of the Board receive Php65,000.00.

D. OTHER MATTERS

Item 15. Action with Respect to Reports

- a) The approval of the minutes of the annual stockholders' meeting held on April 25, 2024 will be taken up during the meeting. No matters arising from the said minutes of meetings will be taken up.

The matters taken up during the April 25, 2024, annual stockholders' meeting were as follows:

1. Call to Order
2. Proof of Notice and Quorum
3. Approval of the Minutes of the Annual Stockholders' Meeting held on April 27, 2023
4. Chairman's Address
5. Election of Directors
6. Approval of the Audited Financial Statements for the Year Ended December 31, 2023
7. Appointment of Independent Auditors
8. Approval and Ratification of the Acts of the Board and the Management during the year 2023
9. Other Matters
10. Adjournment

Copy of the minutes of the 2024 Stockholders' Meeting may be accessed on ATI website at https://www.asianterminals.com.ph/ati_disclosures_minutesofmeeting.aspx

**SUMMARY OF THE MINUTES OF THE 28th ANNUAL STOCKHOLDERS'
MEETING OF ASIAN TERMINALS, INC.**

(April 25, 2024, 2:00pm)
Online (MS Teams)

At the request of the Board, the Company President, Mr. Eusebio H. Tanco presided and called the meeting to order at 2:00 p.m. Mr. Tanco clarified that the meeting will be conducted via remote communication or online in compliance with guidelines issued by the SEC.

The Corporate Secretary certified that notices were sent to all stockholders of record as of March 26, 2024, through the mediums compliant with the regulations of the PSE and SEC, namely publication for two consecutive days in the Manila Standard and Business Mirror (both for print and online formats), posting in the company website and disclosure to the PSE and SEC.

The Corporate Secretary certified further that there was a quorum with stockholders representing 1,796,069,870 shares or 89.80% of the outstanding capital stock of the company having registered to participate and voted.

The procedure for the conduct of the meeting was briefly discussed by the Corporate Secretary. All the tabulation results for the meeting were subjected to validation by R.G. Manabat and Company. Stockholders were also informed to send their questions by email to ATISHMeeting@asianterminals.com.ph. The questions were collated and selected questions were answered in the latter part of the meeting while those unanswered would be replied to by email.

The Chairman, Mr. Glen C. Hilton, delivered his message via livestream.

The Chairman reported that the company delivered another solid performance throughout 2023. Despite the challenges and market uncertainties, the collective efforts and culture of innovation propelled ATI to achieve robust results. He reported that ATI contributed to the expansion of the Philippine economy, which demonstrated its resilience with a 5.6% GDP – the strongest in Asia. As a trade enabler and industry game-changer, ATI made economies grow by ensuring supply chain efficiencies anchored on its strategic ports and logistics assets.

On a consolidated basis, the container ports in Manila and Batangas handled over 1.5 million teus (twenty-foot equivalent units) of boxed cargoes which is closer to pre-pandemic levels and marked a 6.6% volume growth from 2022.

In the non-containerized segment, the Batangas Passenger Terminal – which is now recognized as the biggest and most modern marine infrastructure in the Philippines – handled over 2.6 million outbound passengers in 2023, representing a 17% year-on-year growth. The modern Batangas Port Passenger Terminal, which will be officially unveiled on April 26, 2024, is equipped with state-of-the-art amenities and facilities, bringing passenger comfort, safety, and convenience on par with global standards.

In the rolling cargo segment, the Batangas terminal handled 530,000 domestic vehicles and over 218,000 imported completely built car units which we connected to Luzon and the rest of the nation.

The Chairman reported that the total revenues for 2023 reached Php15.5 billion, 13.4% higher than the Php13.6 billion in 2022. The 2023 net income of over Php4.4 billion, was 47% higher than the Php3.0 billion in 2022.

Year-on-year, ATI consistently demonstrated a stronger balance sheet and robust cash flow backed by the operational discipline, strategic planning, and prudent decision-making, that puts the Company on a solid footing to further upgrade the ports, explore new business opportunities, and provide sustainable value to its shareholders and communities.

The Chairman announced that the ATI Board of Directors approved the release of regular cash dividends of 97.7 centavos per share or a total of Php1.954 billion. Further, with the significant growth in net income for 2023, the ATI Board, similar to last year, approved the release of special cash dividends of 52.3 centavos per share or a total of Php1.046 billion. The total cash dividends for release is one peso and fifty centavos (PhP1.50) per share for a total of Php3.0 billion to be paid on June 18, 2024 to stockholders as of record date of May 23, 2024.

Mr. Hilton reported for 2024, ATI will invest a minimum of Php2.7 billion in line with the expansion strategy and in fulfilment with the long-term commitment with the port authority that will support ongoing berth and yard expansion projects, the continued transition to greener operations and technologies, and the development of strategic ports and logistics touchpoints in key markets.

The Chairman expressed appreciation and gratitude to the board of directors, the shareholders, government partners, customers, and every member of the team for the hard work, dedication, and unwavering commitment to excellence.

After the Chairman's Message, the meeting proceeded with the election of the eight (8) nominees to the Board. Those elected were Messrs. Glen C. Hilton, Eusebio H. Tanco, William Wassaf Khoury Abreu, Monico V. Jacob, Zissis Jason Varsamidis and Felino A. Palafox Jr. Messrs. Teodoro L. Locsin, Jr. and Artemio V. Panganiban were elected as independent directors.

The following were also taken up during the meeting: a) approval of the audited financial statements for the year ended December 31, 2023; b) appointment of R.G. Manabat & Co. as the Company's independent auditors; c) approval and ratification of the acts of the Board and the Management for 2023.

- b) The approval of the audited financial statements and supplementary schedules to such financial statements will also be taken up during the meeting.

- c) The Management seeks the approval and ratification by the stockholders of all the acts of the Board and the Management during the year 2024. These are reflected in the minutes of the meetings of the Board of Directors, in the reports to the Philippines Stock Exchange and the Securities and Exchange Commission. The affirmative vote of a majority of the stockholders is necessary for the ratification of all acts of the Board and the Management, which are as follows:

February 22, 2024

Approval of the minutes of the previous regular and special meetings; Approval of 2023 audited financial statements; Re-appointment of R.G.Manabat & Co. as independent auditors for 2024; to hold the 2024 Annual Stockholders' Meeting virtually through MS Teams and the registration, participation and voting shall also be done online in accordance with the guidelines or procedures set forth by Management setting of the date, time, venue and agenda of the 2024 Annual Stockholders' Meeting and record date, closing of stock and transfer book and last day of validation of proxies; Approval of capital expenditures; audit committee updates; approval to retain Chief Justice Artemio Panganiban to serve as an independent director subject to the election of shareholders in the 2024 annual meeting considering his probity, integrity as well as in recognition of his independent insights and expert opinions particularly on good governance;; designation of officers to represent the company in transactions with the BIR pertaining to the application of authority to print; designation of officers for amicable settlements.

April 25, 2024

Approval cash dividend declaration, record date and payment date.

May 16, 2024

Approval of the minutes of the previous regular and special meetings; approval of capital expenditures; Audit Committee updates; approval of retirement or cessation of operations of an empty container yard in Calamba due to expiration of lease agreement and designation of officers to process the retirement.

September 12, 2024

Approval of the minutes of the previous regular meeting; capital expenditures; Audit Committee updates; Authority to enter into a Collaboration Agreement with DP World Philippines Logistics, Inc. (DPWPLI) to ensure compliance with HSSE, quality, and asset management standards and to facilitate DPWPLI's inclusion in ATI's IMS and ISO certifications and designation of authorized officers to sign, execute, and deliver the documents, and other requirements as may be necessary and required to implement and put into effect the agreement .

December 9, 2024

Approval of the minutes of the previous regular meeting; approval of the results of the 2024 Board, Committees and officers' self-assessment; Audit Committee updates; Approval of capital expenditures and the recommendation of the Compensation Committee; approval of Share Buyback Program to acquire shares of ATI from the open market for up to PhP2.0 billion worth of ATI shares, beginning December 10, 2024 until the authorized amount has been fully utilized or as otherwise may be directed by the Board, authorizes and delegated to Management the authority to decide when to acquire ATI's shares, including the approval of the fees to be paid in relation to implementation of the Share Buyback Program via the trading facilities of the PSE and through any local stock brokerage companies as they may see fit and the designation of officers to implement the said program; Authority given to designated officers to sign, execute and deliver the Control Agreement Over Shares of Stocks with

Metropolitan Bank and Trust Company, pertaining to the ATI shares of a stockholder used as security for loans and credit accommodation. approval of 2025 meeting dates.

December 27, 2024

Review and approval of the 2025 Budget and appropriation of retained earnings.

Requirements under Section 49 of the Revised Corporation Code of the Philippines

- a) During the Annual Meeting held on April 25, 2024 via https://bit.ly/ATI_2024ASM only stockholders of record were entitled to notice and to vote at the meeting. Registration was made by registering in the ATI Registration Portal at <https://bit.ly/34INgR7> from 9am of April 4, 2024 until 7:00 pm of April 12, 2024. After validation, a notification was sent to the stockholder by email from ATISHMeeting@asianterminals.com.ph together with a unique passcode which they used to access the ATI Voting Portal at <https://bit.ly/3q69lcl> and cast their votes from 9am of April 15, 2024 until 7:00 pm of April 23, 2024.

Stockholders also voted by sending their proxies and appointing the Chairman of the Board or the President. Proxies were validated on April 15, 2024 by the Office of the Corporate Secretary and assisted by Professional Stock Transfer Inc. (PSTI), the company's stock transfer agent. Items in the agenda were decided by the majority vote of the stockholders who registered and voted in the Voting Portal or by proxy.

Each stockholder shall have one vote for each share of stock entitled to vote and recorded in his name in the books of the Company. The votes were tabulated by the Office of the Corporate Secretary and validated R.G. Manabat and Co.

- b) The stockholders were given the opportunity to ask questions. To maintain order, attendees and stockholders were instructed to send in advance their questions to ATISHMeeting@asianterminals.com.ph. Prior to the adjournment of the meeting, the President answered 2 questions received by email.

First question: Are there any additional services expected by passengers in the Batangas Passenger Terminal now that it is 100% complete and whether the terminal will be open to cruise ships?

Reply: The President stated that the terminal was scheduled to be officially unveiled on April 26, 2024, and thence to be considered the Biggest, Busiest, and most Modern interisland port infrastructure in the Philippines. The new infrastructure shall elevate passenger comfort and convenience to world-class standard and shall bridge the island economies of the country. The terminal has 220% more than its capacity in previous years (more than 8,000 seating capacity) and will boost interisland connectivity and countryside development. While the Batangas Port is currently a domestic transportation facility, it has potential and viability for cruise services via Batangas Port which will depend on the regulatory framework and other players in the cruise tourism segment.

Second question: In a recent news article, it was reported that ATI will invest an estimated P2.7 billion for 2024. What will the investment consist of and with this investment, what percentage have been accomplished by the company pursuant to the investment plan it has committed in the agreement?

Reply: The President replied that the minimum Php2.7-B capex this year is line with ATI's long-term commitment with the government through the Philippine Ports Authority which, the expansion of seaside and landside port infrastructure, acquisition of more modern and greener equipment to boost its carbon reduction program, progression of our auto-gate systems, and execution of integrated logistics solutions leveraged on ATI's port network.

- c) The matters discussed and resolutions reached during the 2024 Annual Stockholders' Meeting:
1. Approval of the Minutes of the 2023 Annual Stockholders' Meeting held on April 27, 2023
 2. Approval of the re-appointment of R.G. Manabat and Co. as independent auditors for 2024
 3. Approval of the Audited Financial Statements for the year ended December 31, 2023
 4. Approval and ratification of the acts of the Board and Management in 2023
- d) The voting results for each agenda item were:

<u>Agenda Item</u>	<u>Voting Results</u>		
	<u>Approving/ For</u>	<u>Dissenting/ Against</u>	<u>Abstaining</u>
Approval of the Minutes of the 2024 Annual Stockholders' Meeting Held on April 27, 2023	1,785,021,204	0	11,048,666
Approval of the re-appointment of R. G. Manabat and Co. as independent auditors for 2024	1,785,023,870	11,046,666	0
Approval of the Audited Financial Statements for the year ended December 31, 2023	1,785,021,204	11,046,000	2,666
Approval and ratification of the acts of the Board and Management in 2023	1,785,023,870	0	11,046,000

- e) Stockholders holding **1,796,069,870** shares are present in person or by proxy for the Annual Stockholders' Meeting on conducted virtually via https://bit.ly/ATI_2024ASM

Directors and Key Officers who attended were:

Glen C. Hilton	-Chairman
Eusebio H. Tanco	-Director/President
Monico V. Jacob	-Director
Felino A. Palafox, Jr.	-Director
Zissis Jason Varsamidis	-Director
William Wassaf Khoury Abreu	-Director
Artemio V. Panganiban	-Independent Director
Teodoro L. Locsin Jr.	-Independent Director
Sean James L. Perez	-Senior Vice President for Commercial And Outports
Rodolfo G. Corvite, Jr.	-Vice President for Business Support Services/ Corporate Secretary and Compliance Officer
Jose Tristan P. Carpio	-Vice President for Finance, CFO and Treasurer

Attending stockholders were:

- | | |
|--|---------------------------------|
| 1. Aberlour Holding Company Inc. | 26. Joseph Augustin Luym Tanco |
| 2. Alfonso E. Talag Jr. | 27. Joseph Luym Tanco |
| 3. Amabel N. Sangalang | 28. Jude C. Jawod |
| 4. Armando Sison | 29. Luzminia M. Alanes |
| 5. Artemio V. Panganiban | 30. Marissa R. Pinca |
| 6. ATI Holdings Inc. | 31. Marita Franco |
| 7. Biolim Holdings and Management Corp | 32. Martin Khu Tanco |
| 8. Citibank | 33. Mitos Lara |
| 9. Daven Holdings Inc. | 34. Monico V. Jacob |
| 10. Demie S. Bulalas | 35. Morray Holdings Inc. |
| 11. DP World Australia (POAL) Pty Limited | 36. Nimfa Ayala Masculino |
| 12. Enrique Gomez Jr | 37. Patrick Khu Tanco |
| 13. Eujo Phils. Incorporated | 38. Pecard Group Holdings Inc. |
| 14. Eusebio Hao Tanco | 39. Philippine Seaport Inc. |
| 15. Eximious Holdings Inc | 40. Ramon C. Ricalde Jr. |
| 16. Felino A. Palafox Jr. | 41. Rodolfo G. Corvite Jr. |
| 17. Geraldine Barte Gimena | 42. Ronald Khu Tanco |
| 18. Geraldine Khu Tanco | 43. SG Holdings Inc. |
| 19. Glen Christopher Hilton | 44. Standard Chartered |
| 20. Grace Ayo Garde | 45. Teodoro L. Locsin Jr |
| 21. Granite Realty Corp. | 46. Venture Securities Inc |
| 22. Harbourside Holdings Corporation | 47. Victor Luis P Cusi III |
| 23. HSBC | 48. William Wassaf Khoury Abreu |
| 24. Jason Varsamidis | 49. Joselito M. Mabilangan |
| 25. Ronald Khu Tanco (Estate of Arsenio Tanco) | |

f) Material information on the current stockholders and their rights were provided during the meeting. The Corporate Secretary reported during the meeting that notices were sent to all stockholders of record as of March 26, 2024, through the mediums compliant with the regulations of the PSE and SEC, namely publication for two consecutive days in the Manila Standard and Business Mirror (both for print and online formats), posting in the company website and disclosure to the PSE. The Corporate Secretary further reported that there was a quorum with stockholders representing 1,796,069,870 shares or 89.80% of the outstanding capital stock of the company having registered to participate and voted.

g) Appraisals and performance report for the board and the criteria and procedure for assessment. In November 2024, the Board, individual directors, Corporate Governance Committee, Audit Committee, Nomination Committee, Compensation Committee and the key officers have undergone self-assessment. The highest assessment score for each question is 5 (Strongly Agree) and lowest 1 (Strongly Disagree). Each questionnaire also included a portion where the respondents may provide their comments and/ or suggestions. The overall results for all the assessments for 2024 yielded "excellent" scores and the Corporate Governance Committee took note of the same in its meeting on November 26, 2024. The Board

took note of the results and approved the same in the board meeting on December 9 2024: Summary of the assessment is in the table:

Assessment	Respondents and Scope	Categories/Criteria
1. Board of Directors	Board of Directors (Scope: <i>Collective performance of the Board</i>)	Board Profile, Disclosure and Transparency, Internal Control System and Enterprise Risk Management Framework, Cultivating a Synergistic Relationship with Stockholders, Duties to Stakeholders; Sustainability and Corporate Social Responsibility Knowledge About the Company. <i>No..of Questions : 20</i>
2. Board Committees a) Nomination. Compensation and Corporate Governance	Members of the Board committees (Scope: <i>Collective performance of the different Board committees</i>)	Structure, Function and Reportorial Duty to the Board. <i>No. of Questions: 4</i>
b) Audit*		Audit and Compliance, Risk Oversight and Related Party Transactions. <i>No. of Questions : 20</i>
3. Directors	Members of the Board committees (Scope: <i>individual performance of the Directors</i>)	Attendance, Expectation as a director, Familiarity with the business of the Company, Confidentiality, Commitment to corporate governance principles, Reporting of share dealings or Potential conflict of interest. <i>No. of Questions: 10</i>
4. Key Officers	Individual Performance of Key Officers (Scope: <i>President, Senior Vice President. Corporate Secretary, Corporate Treasurer</i>)	Board and Management's efficient interaction and timely communication and Risk management. <i>No. of Questions: 4</i>

*The Audit Committee also separately conducted its self-assessment last August 6, 2024, pursuant to SEC Memorandum Circular No. 4 series of 2012 and the ATI Audit Committee Charter

- h) Directors' disclosures on self-dealing and related party transactions. In accordance with the ATI Board Charter, A director is required to report to the Board within three (3) business days any dealings in the shares of stock of ATI and such matter is disclosed to the SEC and PSE in accordance with the disclosure rules of the PSE and the Securities and Regulation Code. Related party transactions are discussed in pages 10-11 of the Preliminary Information Statement and in Note 20 of the Audited Financial Statements.

Item 16

Not applicable.

Item 17. Amendment of Charter, Bylaws or Other Documents

Not applicable.

Item 18. Other Proposed Action

None

Item 19. Voting Procedures

a) Voting requirement for approval or election

Article III Section 7 of the By-Laws of the Company provides that, at all elections and all questions shall be decided by the majority vote of the stockholders voting in absentia through the ATI Voting Portal, in their name or by proxy, and entitled to vote thereat, a quorum being present, except in cases where other provisions is made by statute.

Each stockholder shall have one vote for each share of stock entitled to vote and recorded in his name in the books of the Company.

The Board unanimously approved on February 20, 2025, the holding of the annual stockholders meeting online and the procedure for online registration and voting through the use of a voting portal. Please refer to **Appendix "A"** of the Notice of Meeting for the 2025 Annual Stockholders' Meeting on the requirements and procedure for the registration, participation and voting online.

b) The method by which the votes will be counted.

The Board unanimously approved on February 20, 2025, the holding of annual meeting online, including the registration and voting through respective portals. Votes shall be counted in accordance with the procedure for online voting. Stockholders would need to register and have their registration and identification validated before they will be given an access code to the voting portal. Please refer to **Appendix "A"** of the Notice of Meeting for the 2025 Annual Stockholders' Meeting on the requirements and procedure for registration, participation and voting.

The auditors from R.G. Manabat & Co. will assist in the counting of votes. Only authorized persons from ATI, R.G. Manabat & Co. and the stock and transfer agent (Professional Stock Transfer Inc.) shall have access to the registration and voting portals.

ASIAN TERMINALS, INC.

Securities and Exchange Commission Form 20-IS

After reasonable inquiry and to the best of my knowledge and belief, I certify that the information statement set forth in this report is true, complete and correct. This report is signed in the City of Manila on March 12, 2025.



RODOLFO G. CORVITE, JR.
Corporate Secretary and Compliance Officer

CERTIFICATION OF INDEPENDENT DIRECTOR

I, **ARTEMIO V. PANGANIBAN**, Filipino, of legal age, and a resident of _____ after having been duly sworn to in accordance with law do hereby declare that:

1. I have been nominated as an independent director of Asian Terminals, Inc. (ATI) and have been its independent director since April 2010.
2. I am affiliated with the following listed companies or organizations:

Company/ Organization	Position	Period
GMA Network, Inc.	Independent Director	2007 to present
Manila Electric Company	Independent Director	2008 to present
GMA Holdings, Inc.	Independent Director	2009 to present
Petron Corporation	Independent Director	2010 to present
PLDT, Inc.	Independent Director	2013 to present
JG Summit Holdings, Inc.	Independent Director	2021 to present
RL Commercial REIT, Inc.	Independent Director	2021 to Present
Jollibee Food Corporation	Non-Executive Director	2012 to present
Metropolitan Bank and Trust Co.	Senior Adviser	2007 to present
DoubleDragon Properties Corp.	Adviser	2014 to present
MerryMart Consumer Corp.	Adviser	2020 to present
<i>For my full bio-data, log on to my personal website : cjpanganiban.com</i>		

3. To the best of my knowledge, I possess all the qualifications and none of the disqualifications to serve as an Independent Director of ATI, as provided for in Section 38 of the Securities and Regulation Code, its Implementing Rules and Regulations and other SEC issuances.
4. To the best of my knowledge, I am not related to any director, officer or substantial shareholder of ATI.
5. To the best of my knowledge, I am not the subject of any pending criminal or administrative investigation or proceeding.
6. I shall faithfully and diligently comply with my duties and responsibilities as independent director under the Securities and Regulation Code, its Implementing Rules and Regulations, Code of Corporate Governance and other SEC issuances.

7. I shall inform the Corporate Secretary of ATI of any changes in the above-mentioned information within five (5) days from its occurrence.

Done this MAR 11 2025 day of March 2025, at the City of Makati.

ARTEMIO V. PANGANIBAN

Affiant

MAR 11 2025

SUBSCRIBED AND SWORN to before me this ____ day of March 2025, affiant exhibiting to me his I

NOTARY PUBLIC

Doc. No. 416
Page No. 085
Book No. 1
Series of 2025.



Christian G. Marchan

NOTARY PUBLIC FOR MAKATI CITY

Appointment No. M-399

Commission Expires on December 31, 2025

Roll No. 30700

IBP No. 483722/12-16-2024/Albay

PTR No. 10477286/01-13-2025/Makati City

MCLE Compliance No. VIII-0018098/12-19-2024

11F 8 Rockwell, Hildaigo corner Plaza Drive

Rockwell Center, Makati City

Doc. Stamp Tax No. 22477552

Paid on MAR 11 2025

CERTIFICATION OF INDEPENDENT DIRECTOR

I, **TEODORO L. LOCSIN JR.**, Filipino, of legal age, and a _____ after having been duly sworn to in accordance with law do hereby declare that:

1. I have been nominated as an independent director of ASIAN TERMINALS, INC. (ATI)
2. I have been its independent director since April 2010 until December 2018 and August 2022 up to the present.
3. I am not affiliated with any listed companies or organizations.
4. I possess all the qualifications and none of the disqualifications to serve as an Independent Director of ATI, as provided for in Section 38 of the Securities Regulations and other SEC issuances.
5. I am not related to any director, officer or substantial shareholder of ATI.
6. To the best of my knowledge, I am not the subject of any pending criminal or administrative investigation or proceeding.
7. I have the written consent from the Department of Foreign Affairs to be an independent director in Asian Terminals Inc. pursuant to Office of the President Memorandum Circular No. 17 and Section 12 Rule XVIII of the Revised Civil Service Rules (hereto attached as Annex "1")
8. I shall faithfully and diligently comply with my duties and responsibilities as independent director under the Securities Regulation Code and its Implementing Rules and Regulations, Code of Corporate Governance and other SEC issuance.

9. I shall inform the Corporate Secretary of ATI of any changes in the above-mentioned information within five (5) days from its occurrence.

IN WITNESS WHEREOF, I have hereunto set my hand this 27 FEB 2025 day
of 20 in London, United Kingdom.

TEODORO L. LOCSIN, JR.
Affiant

Philippine/UK

Date

Place of Issue: []

Republic of the Philippines }
Embassy of the Republic of the Philippines } S.S.
London, United Kingdom }

SUBSCRIBED AND SWORN to before me this 27 FEB 2025 day of
20, in London, United Kingdom.

Document No.: 01935
Service No.: -
O.R. No.: -
Fee Paid: GRATIS



JOSEMARI

Vice Consul

MAGSINO



DEPARTMENT OF FOREIGN AFFAIRS
KAGAWARAN NG UGNAYANG PANLABAS

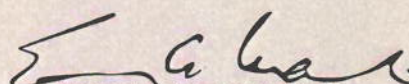
Annex "1"

08 September 2022

Dear Ambassador Locsin,

This is to formally confirm that the undersigned has no objection and hereby grants his permission allowing you to continue with your directorship(s) and/or corporate positions in Philippine companies for as long as this does not impede the effective discharge of your duties as Ambassador.

Very truly yours,


ENRIQUE A. MANALO
Secretary for Foreign Affairs

HIS EXCELLENCY

MR. TEODORO L. LOCSIN JR.

Ambassador Extraordinary and Plenipotentiary-designate of the Philippines
United Kingdom of Great Britain and Northern Ireland



Asian Terminals, Inc. (ATI) Head Office Bldg.
A. Bonifacio Drive, Port Area, 1018 Manila, Philippines
(L) +632 85286000 | (F) +632 85272467

CERTIFICATION

I, RODOLFO G. CORVITE, JR., Filipino, of legal age, with office address at ATI Head Office, A. Bonifacio Drive, Port Area, Manila, after being sworn in accordance with law, hereby depose and state that:

1. I am the Compliance Officer and Corporate Secretary of Asian Terminals, Inc. (the "Corporation"), a corporation duly organized and existing under and by virtue of the laws of the Republic of the Philippines with office address at ATI Head Office, A. Bonifacio Drive, Port Area, Manila;

2. Ambassador Teodoro L. Locsin, Jr., was appointed in 2022 as Philippines' Ambassador Extraordinary and Plenipotentiary to the United Kingdom of Great Britain and Northern Ireland. The written consent from the Department of Foreign Affairs allowing Ambassador Locsin to continue with his directorship/s and /or corporate positions in Philippine companies, is attached to his Certification of Independent Director.

3. There are no other directors or executive officers connected with the government or any of its instrumentalities or agencies, except for Ambassador Teodoro L. Locsin, Jr.

4. Nothing further.

Manila, March 12, 2025.


RODOLFO G. CORVITE, JR.
Compliance Officer/
Corporate Secretary

12 MAR 2025

Subscribed and sworn to before me this ___ day of March 2025, affiant exhibiting his

Doc No. 689
Page No. 7
Book No. 61
Series of 2025

NOTARY PUBLIC
ATTY. JOHN EDWARD T. ANG
NOTARY Public for City of Manila - until 12/31/2025
Notarial Commission No. 2023-091
2nd Floor Midland Plaza Hotel, Adriatico St., Ermita, Manila
IBP No. 339380 - Jan. 3, 2025
PTR No. 1406230 - Jan. 3, 2025 / Mla.
ROLL NO. 68731 MCLE No. VII-0011675

MANAGEMENT REPORT
(UNDER RULE 20.4, AMENDED IRR OF THE SRC)

Management's Discussion and Analysis

ASIAN TERMINALS, INC. AND ITS SUBSIDIARIES

CONSOLIDATED STATEMENTS OF INCOME

(Amounts In Thousands, Except Per Share Data)

	Year Ended December 31			
	2024	2023	Change	% Change
REVENUES FROM OPERATIONS	P16,541,727	P15,451,800	P1,089,927	7.1%
GOVERNMENT SHARE IN REVENUES	(2,969,505)	(2,669,519)	(299,986)	11.2%
	13,572,222	12,782,281	789,941	6.2%
COSTS AND EXPENSES EXCLUDING GOVERNMENT SHARE IN REVENUES	(7,075,823)	(6,628,665)	(447,158)	6.7%
OTHER INCOME AND EXPENSES				
Finance income	175,368	189,142	(13,774)	-7.3%
Finance cost	(468,322)	(503,531)	35,209	-7.0%
Others - net	(212,553)	40,328	(252,881)	-627.1%
	(505,507)	(274,061)	(231,446)	84.5%
CONSTRUCTION REVENUES	2,370,323	1,920,973	449,350	23.4%
CONSTRUCTION COSTS	(2,370,323)	(1,920,973)	(449,350)	23.4%
	-	-	-	
INCOME BEFORE INCOME TAX	5,990,892	5,879,555	111,337	1.9%
INCOME TAX EXPENSE	1,464,809	1,441,737	23,072	1.6%
NET INCOME	4,526,083	4,437,818	88,265	2.0%
Income Attributable to				
Equity Holders of the Parent Company	P4,524,534	P4,435,986	P88,548	2.0%
Non-controlling interest	1,549	1,832	(283)	-15.4%
	P4,526,083	P4,437,818	P88,265	2.0%
Basic/Diluted Earnings Per Share Attributable to Equity Holders of the Parent Compan	P2.26	P2.22	P0.04	2.0%

Revenues of P16,541.7 million for the year ended December 31, 2024, increased by 7.1% from P15,451.8 million in 2023. Revenues from South Harbor (SH) international containerized cargo increased from last year by 13.7% on account of higher container volumes and the 6% tariff increase effective August 6, 2024. However, revenues from Batangas Container Terminal (BCT) and ATI Batangas were lower than last year by 19.1% and 10.0%, respectively, on account of lower international container volumes and lower international Roro volumes, respectively, which were partly offset by a higher number of passengers and domestic Roro volume.

Port authorities' share in revenues in 2024 of P2,969.5 million increased by 11.2% from P2,669.5million in 2023 as a result of higher revenues subject to port authorities' share.

Cost and expenses in 2024 amounted to P7,075.8 million, 6.7% higher than P6,628.7 million in 2023. Depreciation and amortization in 2024 increased by 2.6% to P2,041.8 million from P1,989.1 million in 2023. Labor costs in 2024 of P1,914.5 million were higher by 8.8% compared to P1,759.7 million in 2023 due to salary rate increases and additional headcount. Taxes and licenses in 2024 increased by 3.6% to P521.8 million from P503.5 million in 2023 due to higher business taxes related to higher revenues. Insurance of P277.6 million in 2024 increased by 0.6% compared to P276.0 million last year due to higher insurance premiums on renewal of dollar-denominated insurance such as material damage and business interruption premiums. Facilities-related expenses in 2024 increased by 17.7% to P364.1 million from P309.3 million in 2023 due to higher repairs and maintenance costs for buildings and surface

pavements as well as higher IT costs. General transport of P376.6 million in 2024 were higher by 76.9% than of P212.9 million in 2023 on account of higher trucking costs with corresponding revenues. Security, health, environment and safety in 2024 of P216.7 million were higher by 18.2% compared to P183.3 million due to higher security costs related to higher passenger volume and rate increase. Provision for claims increased to P11.3 million from P0.48 million in 2023 mainly due to higher cargo claims. Management fees in 2024 increased by 2.5% to P265.8 million from P259.2 million in 2023 following higher earnings before tax.

Meanwhile, equipment running costs in 2024 went down by 2.0% to P832.8 million from P850.1 million in 2023 mainly due to lower fuel prices. Marketing, commercial, and promotion in 2024 decreased by 2.0% to P22.3 million from P22.7 million in 2023 due to lower advertising and promotional expenses related to various clients. Rentals of P8.5 million in 2024 went down by 22.0% compared to P10.9 million in 2023. Professional fees in 2024 of P21.3 million went down by 2.4% from P21.8 million last year due to lower consultancy fees. Entertainment, amusement and recreation in 2024 of P5.9 million went down by 22.0% from P8.8 million last year. Other expenses in 2024 totaled P216.6 million, went down by 2.1% from P221.2 million in 2023 last year due to lower travel and accommodation, lower office supplies and miscellaneous expenses.

Finance income in 2024 of P175.4 million was lower by 7.3% than P189.1 million last year due to lower cash balance partly offset by higher interest rates on money market placements. Finance costs in 2024 of P468.3 million were lower by 7.0% against P503.5 million last year. Others-net was at negative P212.6 million in 2024 from positive P40.3 million in 2023 mainly due to higher unrealized foreign exchange loss on the fair value of concession liability and accrued interest following the depreciation of the Philippine Peso against the US Dollar.

Income before income tax in 2024 of P5,990.1 million was higher by 1.9% compared to P5,879.6 million in 2023. Provision for income tax increased by 1.6% to P1,464.8 million in 2024 from P1,441.7 million in the same period last year due to higher results.

Net income for the year ended December 31, 2024 increased by 2.0% to P4,526.1 million from P4,437.8 million last year. Earnings per share increased to P2.26 in 2024 from P2.22 in 2023.

Key Variable and Other Qualitative and Quantitative Factors

(i) Any Known Trends, Events or Uncertainties (Material Impact on Liquidity)

- There had been no known trends, events or uncertainties that had or are reasonably expected to have a material favorable or unfavorable impact on the Company's, other than those discussed in this report.

(ii) Events that will trigger direct or contingent financial obligation that is material to the company, including any default or acceleration of an obligation

- There had been no event known to management that could trigger direct or contingent financial obligation that is material to the Company, including any default or acceleration of an obligation.

(iii) All material off-balance sheet transactions, arrangements, obligations (including contingent obligations), and other relationships of the company with unconsolidated entities or other persons created during the reporting period

- There had been no material off-balance sheet transactions, arrangements, obligations (including contingent obligations), and other relationships of the Company with unconsolidated entities or other persons created during the period that would address the past and would have a material impact on future operations.

(iv) Description of any material commitments for capital expenditures, general purpose of such commitments, expected sources of funds for such expenditures

- This includes the completion of the Batangas Passenger Terminal Phase 2, expansion of existing port facilities, acquisition of additional modern equipment, implementation of smart IT systems as well as the construction of Cavite Barge Terminal which will be completed in 2024 using the Company's internal funds.

- v) *Any Known Trends, Events or Uncertainties (Material Impact on Sales)*
 - There had been no known trends, events or uncertainties that had or are reasonably expected to have a material favorable or unfavorable impact on the Company's revenues from continuing operations, other than those discussed in this report.
- vi) *Any Significant Elements of Income or Loss (from continuing operations)*
 - There had been no significant elements of income that did not arise from the Company's continuing operations.
- (vii) *Causes for Any Material Changes from Period to Period of FS which shall include vertical and horizontal analyses of any material item (5%) – refer to discussion on Results of Operations, Financial Condition and Cash Flows.*
- (viii) *Seasonal Aspects that has Material Effect on the FS*
 - There had been no seasonal factor that had a material effect on the financial condition and results of operations.

Plans for 2025

For nearly 40 years, ATI has constantly demonstrated its proficiency and capability in managing and operating world-class ports and logistics facilities that support the resilient growth of the Philippine economy.

Without letup and driven by its track-record and industry expertise, ATI is actively sustaining its important role as a major economic facilitator and trade enabler by investing, developing, and transforming ports and terminals infrastructure into dynamic, responsive, and innovative assets for smarter, faster, and more sustainable flow of cargoes and people.

Embodying its mission of providing competitive and comprehensive supply-chain solutions from the shores to customer doors, ATI builds on its trade and transportation infrastructure in Manila, Laguna, and Batangas, Laguna and Mindanao, upgrading their capacity, capability, and technology to support customer growth, prepare for future market demand, and contribute to the country's inclusive and resilient growth.

For 2025 alone, ATI is investing a minimum of Php4.2 billion aligned with its expansion strategy and in step with its investment commitment with port authorities. The capital investment will primarily support the expansion of seaside and landside facilities, acquisition of green equipment to boost its carbon reduction program, gate automation and IT systems, and expansion of integrated logistics solutions leveraged on its port infrastructure.

In line with long-term sustainability goals, ATI explores new business growth drivers, including developing smart cargo storage spaces within and outside port zones, offering ancillary services anchored on its core competencies and exploring new port operations locally or overseas, given the right opportunity.

In 2024, ATI invested a total of P3.0 billion. This fueled the full completion of the modern Batangas Passenger Terminal which is now the country's biggest, busiest, and smartest terminal facility. This also paved the way for the operationalization of the Tanza Container Barge Terminal project which optimizes domestic sea lanes as economic superhighways for the seamless flow of containers from Manila to Cavite. Apart from this, the capex supported the continuous upgrade of port facilities, additional container backup spaces, investment in more green equipment and technologies, and other IT-critical infrastructure, in response to market growth.

The increase in actual investment in 2024 of P 3.0 billion versus plans for 2024 of Php2.7 billion is mainly due to carry over projects from 2023 on Pier 3 berth extension.

ASIAN TERMINALS, INC. AND ITS SUBSIDIARIES
CONSOLIDATED STATEMENTS OF FINANCIAL POSITION
(Amounts In Thousands)

	December 31			
	2024	2023	Change	% Change
ASSETS				
Current Assets				
Cash and cash equivalents	P4,812,172	P5,424,938	P (612,766)	-11.3%
Trade and other receivables - net	1,317,675	830,653	487,022	58.6%
Spare parts and supplies	1,097,633	1,066,535	31,098	2.9%
Prepaid expenses	3,412,316	2,776,433	635,883	22.9%
Asset held for sale	-	-	-	-
Total Current Assets	10,639,796	10,098,559	541,237	5.4%
Noncurrent Assets				
Investment in an associate	59,567	65,436	(5,869)	-9.0%
Property and equipment - net	2,712,806	2,511,749	201,057	8.0%
Intangible assets - net and goodwill	22,516,355	21,595,130	921,225	4.3%
Right of use asset - net	659,303	726,211	(66,908)	-9.2%
Deferred tax assets - net	1,087,536	1,002,295	85,241	8.5%
Other noncurrent assets	82,201	73,551	8,650	11.8%
Total Noncurrent Assets	27,117,768	25,974,372	1,143,396	4.4%
TOTAL ASSETS	P37,757,564	P36,072,931	P1,684,633	4.7%
LIABILITIES AND EQUITY				
Current Liabilities				
Trade and other payables	3,071,378	P2,934,416	136,962	4.7%
Provisions for claims	147,552	58,873	88,679	150.6%
Port concession rights payable - current portion	469,627	455,254	14,373	3.2%
Income and other taxes payable	221,061	100,052	121,009	120.9%
Lease Liability - Current	14,193	46,615	(32,422)	-69.6%
Total Current Liabilities	3,923,811	3,595,210	328,601	9.1%
Noncurrent Liabilities				
Port concession rights payable - net of current portion	6,829,421	7,011,351	(181,930)	-2.6%
Pension liability	318,047	236,779	81,268	34.3%
Lease liability - Non current	664,149	678,189	(14,040)	-2.1%
Total Noncurrent Liabilities	7,811,617	7,926,319	(114,702)	-1.4%
	11,735,428	11,521,529	213,899	1.9%
Equity				
Equity Attributable to Equity Holders of the Parent Company				
Capital stock	2,000,000	2,000,000	-	0.0%
Additional paid in capital	264,300	264,300	-	0.0%
Treasury Shares	(34,771)	-	(34,771)	100.0%
Retained earnings	23,781,110	22,276,607	1,504,503	6.8%
Fair value reserve	(5,820)	(5,820)	-	0.0%
	26,004,819	24,535,087	1,469,732	6.0%
Non-controlling Interest	17,317	16,315	1,002	6.1%
Total Equity	26,022,136	24,551,402	1,470,734	6.0%
TOTAL LIABILITIES AND EQUITY	P37,757,564	P36,072,931	P1,684,633	4.7%

Consolidated Financial Condition

Total assets as of December 31, 2024 increased by 4.7% to P37,757.6 million from P36,072.9 million as of December 31, 2023. Total current assets as of December 31, 2024 rose by 5.4% to P10,639.8 million from P10,098.6 million as of December 31, 2024. Cash and cash equivalents as of December 31, 2024 were lower by 11.3% to P5,424.9 million from P5.4 million as of December 31, 2024. Trade and other receivables - net as of December 31, 2024 increased by 58.6% to P1,317.7 million from P830.7 million as of December 31, 2023. Spare parts and supplies - net as of December 31, 2024 of P1,097.6 million went up by 2.9%

compared to P1,066.5 million as of December 31, 2023 due to higher purchases net of issuances. Prepaid expenses of P3,412.3 million as of December 31, 2024 went up by 22.9% from P2,776.4 million as of December 31, 2023 on account of higher input taxes on PPA fees, down payment on various projects and various purchases of capital expenditures.

Total non-current assets of P27,117.8 million as of December 31, 2024, were higher by 4.4% compared to P25,974.4 million as of December 31, 2023. Property and equipment-net increased by 8.0% to P2,712.8 million as of December 31, 2024 from P2,511.7 million as of December 31, 2023. Additions to property and equipment which were not subject to the service concession arrangement totaled P427.4 million in 2024. Intangible assets - net as of December 31, 2024 of P22,516.4 million were higher by 4.3% compared to P21,595.1 million as of December 31, 2023. Acquisitions of intangible assets which consisted of civil works and cargo handling equipment that were subject of the service concession arrangement amounted to P2,365.0 million in 2024. Right-of-use assets – net was at P659.3 million as of December 31, 2024, was lower by 9.2% compared to P726.2 million as of December 31, 2023. Deferred tax assets - net as of December 31, 2024 of P1,087.2 million went up by 8.5% to P1,002.3 million as of December 31, 2023, pertaining to adjustment on deferred tax on unrealized foreign exchange gain on fair value of concession liability and accrued interest. Other noncurrent assets as of December 31, 2024 increased by 11.8% to P82.2 million from P73.6 million as of December 31, 2023.

Total liabilities went up by 1.9% to P11,735.4 million as of December 31, 2024 from P11,521.5 million as of December 31, 2023. Trade and other payables as of December 31, 2024 of P3,071.4 million were higher by 4.7% than P3,071.4 million as of December 31, 2023. Trade and other payables are covered by agreed payment schedules. Provision for claims went up to P147.6 million as of December 31, 2024 from P58.9 million as of December 31, 2023. Income and other taxes payable increased by 120.9% to P221.1 million as of December 31, 2024 from P100.1 million as of December 31, 2023 due to higher income before tax. Port concession rights payable (current and noncurrent) as of December 31, 2024 totaled P7,299.0 million, 2.2% lower than P7,466.6 million as of December 31, 2023. Lease liabilities (current and noncurrent) were at 678.3 million as of December 31, 2024, decreased by 6.4% from P724.8 million as of December 31, 2023 due to amortization of lease contracts. Pension liability as of December 31, 2024, of P318.0 million was higher by 34.3% compared to P236.8 million as of December 31, 2023.

Consolidated Cash Flows

Net cash provided by operating activities increased by 0.7% to P6,107.0 million in 2024 from P6,067.2 million in 2023 due to higher operating income and increase in trade and other receivables as well as higher prepaid expenses.

Net cash used in investing activities in 2024 of P2,749.5 million were 33.3% higher than P2,062.8 million in 2023 due to higher acquisitions of intangible assets and property and equipment.

Cash used in financing activities in 2024 of P4,014.6 million was higher by 26.8% than the P3,165.8 million in 2023 due to higher payment of cash dividends.

Adoption of Amendments to Standards

The Group has adopted the following amendments to standards starting January 1, 2024, and accordingly, changed its accounting policies. Except as otherwise indicated, the adoption did not have any significant impact on the Group's consolidated financial statements.

- *Classification of Liabilities as Current or Noncurrent - 2020 amendments and Non-Current Liabilities with Covenants - 2022 amendments (Amendments to PAS 1, Presentation of Financial Statements).* To promote consistency in application and clarify the requirements on determining whether a liability is current or noncurrent, the amendments:

- removed the requirement for a right to defer settlement of a liability for at least twelve months after the reporting period to be unconditional and instead requires that the right must have substance and exist at the end of the reporting period;
- clarified that only covenants with which a company must comply on or before the reporting date affect the classification of a liability as current or non-current and covenants with which the entity must comply after the reporting date do not affect a liability's classification at that date;
- provided additional disclosure requirements for non-current liabilities subject to conditions within twelve months after the reporting period to enable the assessment of the risk that the liability could become repayable within twelve months; and
- clarified that settlement of a liability includes transferring an entity's own equity instruments to the counterparty, but conversion options that are classified as equity do not affect classification of the liability as current or noncurrent.

New or Revised Standards, Amendments to Standards and Interpretations Issued but Not Yet Adopted

A number of new standards, amendments to standards and interpretations are effective for annual periods beginning after January 1, 2024. However, the Group has not early adopted the following new standards, amended standards and interpretations in preparing these consolidated financial statements. Unless otherwise stated, none of these are expected to have a significant impact on the Group's consolidated financial statements.

Effective January 1, 2026

- *Amendments to the Classification and Measurement of Financial Instruments (Amendments to PFRS 9, Financial Instruments and PFRS 7, Financial Instruments: Disclosures)*. The amendments relate to the date of recognition and derecognition, classification of financial assets, contractually linked instruments and non-recourse features, and disclosures on investments in equity instruments.

Date of recognition and derecognition. The amendments clarified that:

- a financial asset or financial liability is recognized on the date on which the entity becomes party to the contractual provisions of the instrument unless the regular way exemption applies;
- a financial asset is derecognized on the date on which the contractual rights to cash flows expire or the asset is transferred; and
- a financial liability is derecognized on the settlement date, which is the date on which the liability is extinguished because the obligation specified in the contract is discharged or cancelled or expires or the liability otherwise qualifies for derecognition.

However, the amendments provide an exception for the derecognition of financial liabilities where an entity may choose to derecognize a financial liability that is settled using an electronic payment system before the settlement date if, and only if, the entity has initiated the payment instruction that resulted in:

- the entity having no practical ability to withdraw, stop or cancel the payment instruction;
- the entity having no practical ability to access the cash to be used for settlement as a result of the payment instruction; and
- the settlement risk associated with the electronic payment system is insignificant.

Entities may choose to apply the exception on a system-by-system basis.

Classification of financial assets. The amendments related to classification of financial assets introduces an additional test to assess whether the sole payments of principal and interest (SPPI) criterion is met for financial assets with contingent features that are not related directly to a change in basic lending risks or costs.

The amendments clarified that when a contingent feature gives rise to contractual cash flows that are consistent with a basic lending arrangement both before and after the change in contractual cash flows, but the nature of the contingent event itself does not relate directly to changes in basic lending risks and costs, the financial asset has contractual cash flows that are SPPI if, and only if, in all contractually possible scenarios, the contractual cash flows would not be significantly different from the contractual cash flows on a financial instrument with identical contractual terms, but without such a contingent feature.

Additional disclosures are required for all financial assets and financial liabilities that have certain contingent features that are not related directly to a change in basic lending risks or costs and are not measured at fair value through profit or loss.

Contractually linked instruments and non-recourse features. The amendments clarify the key characteristics of contractually linked instruments (CLIs) and how they differ from financial assets with non-recourse features. The amendments also include factors that a company needs to consider when assessing the cash flows underlying a financial asset with non-recourse features (the 'look through' test). For example, it clarifies that a financial asset has non-recourse features if an entity's ultimate right to receive cash flows is contractually limited to the cash flows generated by specified assets; that CLIs have non-recourse features, but not all financial assets with non-recourse features are CLIs; and that the underlying pool of instruments of CLIs may include financial assets outside the scope of IFRS 9.

Disclosures on investments in equity instruments. The amendments require additional disclosures for investments in equity instruments that are measured at fair value with gains or losses presented in other comprehensive income (FVOCI). The entity discloses for each class of investment the fair value gain or loss presented in other comprehensive income during the period, showing separately the fair value gain or loss related to investments derecognized during the reporting period and the fair value gain or loss related to investments held at the end of the reporting period. It also discloses any transfers of the cumulative gain or loss within equity during the reporting period related to investments derecognized during that reporting period.

The amendments apply for reporting periods beginning on or after January 1, 2026. Earlier application is permitted. Entities may choose to early-adopt the amendments for the recognition and derecognition of financial assets and financial liabilities separately from the other amendments.

- *Annual Improvements to PFRS Accounting Standards – Volume 11.* This cycle of improvements contains amendments to five standards, of which are applicable to the Group:
 - *Gain or Loss on Derecognition (Amendments to PFRS 7, Financial Instruments: Disclosure).* The amendments replaced the reference to 'inputs that were not based on observable market data' in the obsolete paragraph 27A of PFRS 7, with reference to 'unobservable inputs' in paragraphs 72-73 of PFRS 13, *Fair Value Measurement*.
 - *Introduction, Disclosure of Difference Between Fair Value and Transaction Price, and Credit Risk Disclosures (Amendments to Guidance on implementing PFRS 7, Financial Instruments: Disclosure).* The amendments:
 - clarified that the Guidance on implementing PFRS 7 does not necessarily illustrate all the requirements in the referenced paragraphs of PFRS 7;

- made the wordings on the disclosure of deferred difference between fair value and transaction price in paragraph IG14 of PFRS 7 consistent with the requirements in paragraph 28 of PFRS 7 and with the concepts in PFRS 9, *Financial Instruments* and PFRS 13, *Fair Value Measurement*; and
- simplified the wordings on credit risk disclosures in paragraph IG20B that the illustration does not include financial assets that are purchased or originated credit impaired.
- *Derecognition of Lease Liabilities and Transaction Price (Amendments to PFRS 9, Financial Instruments)*. The amendments:
 - added a cross-reference to clarify that when a lessee has determined that a lease liability has been extinguished in accordance with PFRS 9, the lessee applies the requirement that the difference between the carrying amount of a financial liability (or part of a financial liability) extinguished or transferred to another party and the consideration paid, including any non-cash assets transferred or liabilities assumed, shall be recognized in profit or loss; and
 - replaced the term 'their transaction price (as defined in IFRS 15)' with 'the amount determined by applying IFRS 15' because a receivable might be initially measured at an amount that differs from the transaction price recognized as revenue, for example, when you recognize full amount for consideration that's unconditionally receivable but at the same time recognize expected refund liability with respect to retrospective rebates. Consequently, the definition of the transaction price has been deleted.
- *Cost Method (Amendments to PAS 7, Statement of Cash Flows)*. The amendments replaced the term 'cost method' with 'at cost' given the definition of 'cost method' has previously been removed from PFRS Accounting Standards.

The amendments apply for annual reporting periods beginning on or after January 1, 2026. Earlier application is permitted. The amendment on derecognition of lease liabilities applies only to lease liabilities extinguished on or after the beginning of the annual reporting period in which the amendment is first applied.

Effective January 1, 2027

- PFRS 18, *Presentation and Disclosure in Financial Statements* will replace PAS 1, *Presentation of Financial Statements* and aims to provide greater consistency in presentation of the income and cash flow statements, and more disaggregated information.
- *A more structured income statement*. PFRS 18 promotes a more structured income statement. It introduces a newly defined 'operating profit or loss' and 'profit or loss before financing and income tax' subtotals, and a requirement for all income and expenses to be classified into three new distinct categories – operating, investing, and financing – based on a company's main business activities. PFRS 18 also requires companies to analyze their operating expenses directly on the face of the income statement – either by nature, by function or on a mixed basis. Companies need to choose the presentation method that provides the 'most useful structured summary' of those expenses. New disclosures apply if any operating expenses are presented by function.
- *Management-defined performance measures*. PFRS 18 provides a definition for management-defined performance measures (MPMs) and introduces specific disclosure requirements. MPMs are subtotals of income and expenses that are used in public communications outside the financial statements, communicate management's view of an aspect of the financial performance of the entity as a whole and are not a

required subtotal or a common income and expense subtotal listed in PFRS 18. For each MPM presented, companies will need to explain in a single note to the financial statements why the measure provides useful information and how it is calculated, and to reconcile it to an amount determined under PFRS Accounting Standards.

- *Greater disaggregation of information.* PFRS 18 provides enhanced guidance on how companies group information in the financial statements, including newly defined roles of the primary financial statements and the notes, principles of aggregation and disaggregation based on shared and non-shared characteristics, and specific guidance for labelling and describing items in a way that faithfully represents an item's characteristics.

PFRS 18 also now require goodwill to be presented as a line item in the statement of financial position.

Consequential amendments to PAS 7 *Statement of Cash Flows* requires the use of the operating profit or loss subtotal as the starting point when presenting operating cash flows under the indirect method and eliminate the options for classifying interest and dividend cash flows.

PFRS 18 also amends PAS 33 *Earnings per Share* to permit companies to disclose additional amounts per share using as numerator a required income and expenses total or subtotal, a common subtotal listed in PFRS 18 or an MPM disclosed by the entity.

PFRS 18 applies for annual reporting periods beginning on or after January 1, 2027, with earlier application permitted. It applies retrospectively in accordance with PAS 8 *Accounting Policies, Changes in Accounting Estimates and Errors*. Specific reconciliations are required to be disclosed. Eligible entities including venture capital organizations, mutual funds and some insurers will be allowed to change their election for measuring investments in associates and joint ventures from equity method to fair value through profit or loss.

- PFRS 19, *Subsidiaries without Public Accountability: Disclosures* permits a subsidiary to apply the requirements of PFRS Accounting Standards with the reduced disclosure requirements of PFRS 19 in its consolidated, separate or individual financial statements provided that, at the reporting date:
 - it does not have public accountability, and.
 - it has an ultimate or intermediate parent that produces consolidated financial statements available for public use that comply with PFRS Accounting Standards.

Eligible subsidiaries may apply the standard for reporting periods beginning on or after January 1, 2027. Earlier application is permitted.

Deferral of the local implementation of Amendments to PFRS 10 and PAS 28: *Sale or Contribution of Assets between an Investor and its Associate or Joint Venture*

- *Sale or Contribution of Assets between an Investor and its Associate or Joint Venture (Amendments to PFRS 10, Consolidated Financial Statements and PAS 28, Investments in Associates and Joint Ventures).* The amendments address an inconsistency between the requirements in PFRS 10 and in PAS 28, in dealing with the sale or contribution of assets between an investor and its associate or joint venture.

The amendments require that a full gain or loss is recognized when a transaction involves a business (whether it is housed in a subsidiary or not). A partial gain or loss is recognized when a transaction involves assets that do not constitute a business, even if these assets are housed in a subsidiary.

Originally, the amendments apply prospectively for annual periods beginning on or after January 1, 2016, with early adoption permitted. However, on January 13, 2016, the

Financial Reporting Standards Council decided to postpone the effective date of these amendments until the International Accounting Standards Board has completed its broader review of the research project on equity accounting that may result in the simplification of accounting for such transactions and of other aspects of accounting for associates and joint ventures.

Key Performance Indicators (KPIs)

KPIs discussed below were based on consolidated amounts as portions pertaining to the Company's subsidiary, ATI Batangas, Inc. (ATIB) were not material. As of end 2024:

- ATIB's total assets were only 9.9% of the consolidated total assets.
- Income before other income and expense from ATIB was only 3.9% of consolidated income before other income and expense.¹

Consolidated KPI	Manner of Calculation	2024	2023	Discussion
Return on Capital Employed	Percentage of income before interest and tax over capital employed	19.4%	18.0%	Increased due to higher income before interest and taxes during the period.
Return on Equity attributable to equity holders of the parent	Percentage of net income over equity attributable to equity holders of the parent	17.9%	19.0%	Decreased due to lower net income growth.
Current ratio	Ratio of current assets over current liabilities	2.71 : 1.00	2.81 : 1.00	Decreased due to higher current liabilities
Asset to equity ratio	Ratio of total assets over equity attributable to equity holders of the parent	1.45 : 1.00	1.47 : 1.00	Decreased due to higher increase in equity.
Debt to equity ratio	Ratio of total liabilities over equity attributable to equity holders of the parent	0.45 : 1.00	0.47 : 1.00	Improved due to increase in stockholders' equity
Day Sales in Receivables (DSR)	Gross trade receivables over revenues multiplied by number of days	12 days	10 days	Increased due to higher revenues
Net Income Margin	Net income over revenues less government share in revenues	33.3%	34.7%	Decreased due to lower net income growth rate.
Reportable Injury Frequency Rate (RIFR) ²	Number of reportable injuries within a given accounting period relative to the total	0.84	0.87	Improved as a result of extensive safety campaign and strict

¹ Income before interest and tax excludes also net unrealized foreign exchange losses and others.

² RIFR is the KPI for injuries introduced in 2014 to replace LTIFR. RIFR is a more stringent KPI as it covers not only Lost Time Injuries (LTIs) but also Medically Treated Injuries (MTIs) and Fatalities incidents.

	number of hours worked in the same accounting period.			implementation of HSES policies
--	---	--	--	---------------------------------

Summary of Selected Financial Data (in millions)

Description	Year ended December 31, 2024	Year ended December 31, 2023
Revenues	P16,541.7	P15,451.8
Net income	4,526.1	4,437.8
Total assets	37,757.6	36,072.9
Total liabilities	11,735.4	11,521.5

ASIAN TERMINALS, INC. AND ITS SUBSIDIARIES

CONSOLIDATED STATEMENTS OF INCOME

(Amounts in Thousands, Except Per Share Data)

	Years Ended December 31			
	2023	2022	Change	% Change
REVENUES FROM OPERATIONS	P15,451,800	P13,622,704	P1,829,096	13.4%
GOVERNMENT SHARE IN REVENUES	(2,669,519)	(2,468,762)	(200,757)	8.1%
	12,782,281	11,153,942	1,628,339	14.6%
COSTS AND EXPENSES EXCLUDING GOVERNMENT SHARE IN REVENUES	(6,628,665)	(6,176,412)	(452,253)	7.3%
OTHER INCOME AND EXPENSES				
Finance income	189,142	45,496	143,646	315.7%
Finance cost	(503,531)	(505,572)	2,041	-0.4%
Others - net	40,328	(529,694)	570,022	-107.6%
	(274,061)	(989,770)	715,709	-72.3%
CONSTRUCTION REVENUES	1,920,973	1,928,019	(7,046)	-0.4%
CONSTRUCTION COSTS	(1,920,973)	(1,928,019)	7,046	-0.4%
	-	-	-	
INCOME BEFORE INCOME TAX	5,879,555	3,987,760	1,891,795	47.4%
INCOME TAX EXPENSE	1,441,737	959,604	482,133	50.2%
NET INCOME	P4,437,818	P3,028,156	P1,409,662	46.6%
Income Attributable to				
Equity holders of the Parent Company	P4,435,986	P3,024,811	P1,411,175	46.7%
Non-controlling interest	1,832	3,345	(1,513)	-45.2%
	P4,437,818	P3,028,156	P1,409,662	46.6%
Basic/Diluted Earnings per Share Attributable to Equity Holders of the Parent Company	P2.22	P1.51	P0.71	46.7%

Revenues for the year ended December 31, 2023, of P15,451.8 million went up by 13.4% from P13,622.7 million in 2022. Revenues from South Harbor (SH) international containerized cargo and Batangas Container Terminal (BCT) increased from last year by 12.0% and 38.1%, respectively, on account of higher container volume while revenues from ATI Batangas were lower than last year by 3.8% on account of lower RoRo volumes partly offset by higher number of passengers.

Port authorities' share in revenues in 2023 of P2,669.5 million increased by 8.1% from P2,468.8 million in 2022 as a result of higher revenues subject to port authorities' share.

Cost and expenses in 2023 amounted to P6,628.7 million, 7.3% higher than P6,176.4 million in 2022. Depreciation and amortization in 2023 increased by 4.2% to P1,989.1 million from P1,908.8 million in 2022. Labor costs in 2023 of P1,759.7 million were higher by 7.8% compared to P1,633.1 million in 2022 due to salary rate increases and higher volumes. Equipment running in 2023 went up by 3.1% to P850.1 million from P824.5 million in 2022 due to the following: i) higher usage of equipment spare parts and consumables; and ii) higher electricity related to higher reefer volume and higher container volume. Facilities-related expenses in 2023 went up by 14.4% to P309.3 million from P270.3 million in 2022 due to higher repairs and maintenance costs for buildings and surface pavements as well as higher IT costs. Insurance of P276.0 million in 2023 increased by 29.4% compared to P213.4 million last year due to higher insurance premiums. General transport of P212.9 million in 2023 were higher by 18.7% than of P179.3 million in 2022 on account of higher trucking costs. Security, health, environment and safety in 2023 of P183.3 million were higher by 9.5% compared to P167.5 million due to higher security costs related to higher passenger volume. Marketing, commercial, and promotion in 2023 increased by 118.5% to P22.7 million from P10.4 million in 2022 due to higher advertising cost to various clients. Other expenses in 2023 totaled P221.2 million, went up by 25.4% from P176.4 million in 2022 due to higher general operations with corresponding revenues. Management fees in 2023 increased by 49.5% to P259.2 million from P173.4 million in 2022 following higher earnings before tax.

Meanwhile, taxes and licenses in 2023 decreased by 8.3% to P503.5 million from P549.2 million in 2022 due to lower permits and licenses. Rentals of P10.9 million in 2023 went down by 67.8% compared to P33.7 million in 2022 as last year included rental of generator set for the new Passenger Terminal Building. Professional fees in 2023 of P21.8 million went down by 14.1% from P25.4 million last year due to lower consultancy fees. Entertainment, amusement and recreation in 2023 of P8.8 million went down by 12.1% from P10.1 million last year.

Finance income in 2023 of P189.1 million was higher by 315.7% than P45.5 million last year due to higher interest rates on money market placements and higher cash balance. Finance costs in 2023 of P503.5 million were lower by 0.4% against P505.6 million last year. Others-net was at positive P40.3 million in 2023 from negative P529.7 million in 2022 mainly due to higher unrealized foreign exchange gain on the fair value of concession liability and accrued interest following the appreciation of the Philippine Peso against the US Dollar.

Income before income tax in 2023 of P5,879.6 million was higher by 47.4% compared to P3,987.8 in 2022. Provision for income tax increased by 50.2% to P1,441.7 million in 2023 from P959.6 million in the same period last year due to higher results.

Net income for the year ended December 31, 2023 increased by 46.6% to P4,437.8 million from P3,028.2 million last year. Earnings per share increased to P2.22 in 2023 from P1.51 in 2022.

Key Variable and Other Qualitative and Quantitative Factors*(i) Any Known Trends, Events or Uncertainties (Material Impact on Liquidity)*

- There had been no known trends, events or uncertainties that had or are reasonably expected to have a material favorable or unfavorable impact on the Company's, other than those discussed in this report.

(ii) Events that will trigger direct or contingent financial obligation that is material to the company, including any default or acceleration of an obligation

- There had been no event known to management that could trigger direct or contingent financial obligation that is material to the Company, including any default or acceleration of an obligation.

(iii) All material off-balance sheet transactions, arrangements, obligations (including contingent obligations), and other relationships of the company with unconsolidated entities or other persons created during the reporting period

- There had been no material off-balance sheet transactions, arrangements, obligations (including contingent obligations), and other relationships of the Company with unconsolidated entities or other persons created during the period that would address the past and would have a material impact on future operations.

(iv) Description of any material commitments for capital expenditures, general purpose of such commitments, expected sources of funds for such expenditures

- This includes the completion of the Batangas Passenger Terminal Phase 2, expansion of existing port facilities, acquisition of additional modern equipment, implementation of smart IT systems as well as the construction of Cavite Barge Terminal which will be completed in 2024 using the Company's internal funds.

v) Any Known Trends, Events or Uncertainties (Material Impact on Sales)

- There had been no known trends, events or uncertainties that had or are reasonably expected to have a material favorable or unfavorable impact on the Company's revenues from continuing operations, other than those discussed in this report.

vi) Any Significant Elements of Income or Loss (from continuing operations)

- There had been no significant elements of income that did not arise from the Company's continuing operations.

*(vii) Causes for Any Material Changes from Period to Period of FS which shall include vertical and horizontal analyses of any material item (5%) – refer to discussion on Results of Operations, Financial Condition and Cash Flows.**(viii) Seasonal Aspects that has Material Effect on the FS*

- There had been no seasonal factor that had a material effect on the financial condition and results of operations.

ASIAN TERMINALS, INC. AND A SUBSIDIARY**CONSOLIDATED STATEMENTS OF FINANCIAL POSITION**

(Amounts In Thousands)

	December 31			
	2023	2022	Change	% Change
ASSETS				
Current Assets				
Cash and cash equivalents	P5,424,938	P4,600,267	P824,671	17.9%
Trade and other receivables - net	830,653	905,985	(75,332)	-8.3%
Spare parts and supplies	1,066,535	1,081,456	(14,921)	-1.4%
Prepaid expenses	2,776,433	2,503,263	273,170	10.9%
Total Current Assets	10,098,559	9,090,971	1,007,588	11.1%
Noncurrent Assets				
Investment in an associate	65,436	55,282	10,154	18.4%
Property and equipment - net	2,511,749	2,566,211	(54,462)	-2.1%
Intangible assets - net and goodwill	21,595,130	21,080,924	514,206	2.4%
Right of use asset - net	726,211	775,248	(49,037)	-6.3%
Deferred tax assets - net	1,002,295	975,876	26,419	2.7%
Other noncurrent assets	73,551	86,759	(13,208)	-15.2%
Total Noncurrent Assets	25,974,372	25,540,300	434,072	1.7%
TOTAL ASSETS	36,072,931	P34,631,271	P1,441,660	4.2%
LIABILITIES AND EQUITY				
Current Liabilities				
Trade and other payables	P2,934,416	P3,292,607	(358,191)	-10.9%
Provisions for claims	58,873	61,044	(2,171)	-3.6%
Port concession rights payable - current portion	455,254	423,028	32,226	7.6%
Income and other taxes payable	100,052	210,629	(110,577)	-52.5%
Lease Liabilities - Current	46,615	118,066	(71,451)	-60.5%
Total Current Liabilities	3,595,210	4,105,374	(510,164)	-12.4%
Noncurrent Liabilities				
Port concession rights payable - net of current portion	7,011,351	7,510,283	(498,932)	-6.6%
Pension liability	236,779	207,409	29,370	14.2%
Lease liabilities - Non current	678,189	647,026	31,163	4.8%
Total Noncurrent Liabilities	7,926,319	8,364,718	(438,399)	-5.2%
	11,521,529	12,470,092	(948,563)	-7.6%
Equity				
Equity Attributable to Equity Holders of the Parent Company				
Capital stock	2,000,000	2,000,000	-	0.0%
Additional paid in capital	264,300	264,300	-	0.0%
Retained earnings	22,276,607	19,887,619	2,388,988	12.0%
Fair value reserve	(5,820)	(5,820)	-	0.0%
	24,535,087	22,146,099	2,388,988	10.8%
Non-controlling Interest	16,315	15,080	1,235	8.2%
Total Equity	24,551,402	22,161,179	2,390,223	10.8%
TOTAL LIABILITIES AND EQUITY	P36,072,931	P34,631,271	P1,441,660	4.2%

Consolidated Financial Condition

Total assets as of December 31, 2023 increased by 4.2% to P36,073.0 million from P34,631.3 million as of December 31, 2022. Total current assets as of December 31, 2023 up by 11.1% to P10,098.6 million from P9,091.0 million as of December 31, 2022. Cash and cash equivalents as of December 31, 2023 were higher by 17.9% to P5,424.9 million from P4,600.3 million as of December 31, 2022. Trade and other receivables - net as of December 31, 2023 down by 8.3% to P830.7 million from P906.0 million as of December 31, 2022. Spare parts and supplies - net as of December 31, 2023 of P1,066.5 million were lower by 1.4% compared to P1,081.5 million as of December 31, 2022 due to management cost savings initiatives. Prepaid expenses of P2,776.4 million as of December 31, 2023 went up by 10.9% from

P2,503.3 million as of December 31, 2022 on account of higher input taxes on PPA fees and various purchases of capital expenditures.

Total non-current assets of P25,974.4 million as of December 31, 2023, were higher by 1.7% compared to P25,540.3 million as of December 31, 2022. Property and equipment-net decreased by 2.1% to P2,511.7 million as of December 31, 2023 from P2,566.2 million as of December 31, 2022. Additions to property and equipment which were not subject to the service concession arrangement totaled P262.7 million in 2023. Intangible assets - net as of December 31, 2023 of P21,595.1 million were higher by 2.4% compared to P21,080.9 million as of December 31, 2022. Acquisitions of intangible assets which consisted of civil works and cargo handling equipment that were subject of the service concession arrangement amounted to P1,939.9 million in 2023. Right-of-use assets – net was at P726.2 million as of December 31, 2023, was lower by 6.3% compared to P775.2 million as of December 31, 2022. Deferred tax assets - net as of December 31, 2023 of P1,002.3 million went up by 2.7% to P975.9 million as of December 31, 2022, pertaining to adjustment on deferred tax on unrealized foreign exchange gain on fair value of concession liability and accrued interest. Other noncurrent assets as of December 31, 2023 decreased by 15.2% to P73.6 million from P86.8 million as of December 31, 2022.

Total liabilities went down by 7.6% to P11,521.5 million as of December 31, 2023 from P12,470.1 million as of December 31, 2022. Trade and other payables as of December 31, 2023 of P2,934.4 million were lower by 10.9% than P3,292.6 million as of December 31, 2022. Trade and other payables are covered by agreed payment schedules. Provision for claims went down to P58.9 million as of December 31, 2023 from P61.0 million as of December 31, 2022. Income and other taxes payable decreased by 52.5% to P100.1 million as of December 31, 2023 from P210.6 million as of December 31, 2022 due to higher income before tax. Port concession rights payable (current and noncurrent) as of December 31, 2023 totaled P7,466.6 million, 5.9% lower than P7,933.3 million as of December 31, 2022. Lease liabilities (current and noncurrent) were at P724.8 million as of December 31, 2023, decreased by 5.3% from P765.1 million as of December 31, 2022 due to amortization of lease contracts. Pension liability as of December 31, 2023, of P236.8 million was higher by 14.2% compared to P207.4 million as of December 31, 2022.

Consolidated Cash Flows

Net cash provided by operating activities increased by 3.1% to P6,067.2 million in 2023 from P5,886.8 million in 2022 due to higher operating income and increase in trade and other receivables.

Net cash used in investing activities in 2023 of P2,062.8 million were 25.2% lower than P2,757.8 million in 2022 due to lower acquisitions of intangible assets and property and equipment.

Cash used in financing activities in 2023 of P3,165.8 million was higher by 20.0% than the P2,639.0 million in 2022 due to higher payments of cash dividends and higher payments of concession liabilities.

Adoption of New or Revised Standards, Amendments to Standards and Interpretation

The Group has adopted the following amendments to standards starting January 1, 2023 and accordingly, changed its accounting policies. Except as otherwise indicated, the adoption did not have any significant impact on the Group's consolidated financial statements.

- *Definition of Accounting Estimates (Amendments to PAS 8, Accounting Policies, Changes in Accounting Estimates and Errors).* To clarify the distinction between changes in accounting policies and changes in accounting estimates, the amendments introduce a new definition for accounting estimates, clarifying that

they are monetary amounts in the financial statements that are subject to measurement uncertainty. The amendments also clarify the relationship between accounting policies and accounting estimates by specifying that an accounting estimate is developed to achieve the objective set out by an accounting policy. Developing an accounting estimate includes both selecting a measurement technique and choosing the inputs to be used when applying the chosen measurement technique. The effects of changes in such inputs or measurement techniques are changes in accounting estimates. The definition of accounting policies remains unchanged. The amendments also provide examples on the application of the new definition.

The amendments will apply prospectively to changes in accounting estimates and changes in accounting policies occurring on or after the beginning of the first annual reporting period in which the amendments are applied.

- *Disclosure of Accounting Policies (Amendments to PAS 1, Presentation of Financial Statements and PFRS Practice Statement 2, Making Materiality Judgements).* The amendments are intended to help companies provide useful accounting policy disclosures. The key amendments to PAS 1 include:
 - requiring companies to disclose their material accounting policies rather than their significant accounting policies;
 - clarifying that accounting policies related to immaterial transactions, other events or conditions are themselves immaterial and as such need not be disclosed; and
 - clarifying that not all accounting policies that relate to material transactions, other events or conditions are themselves material to a company's financial statements.

The amendments to PFRS Practice Statement 2 includes guidance and additional examples on the application of materiality to accounting policy disclosures, assisting companies to provide useful, entity-specific accounting policy information that users need to understand other information in the financial statements.

The Group reviewed the accounting policies and although the amendments did not result in any changes to the accounting policies themselves, updates were made to the accounting policy information disclosed in Note 4 Material Accounting Policies in certain instances in line with the amendments.

- *Deferred Tax related to Assets and Liabilities arising from a Single Transaction (Amendments to PAS 12, Income Taxes).* The amendments clarify that the initial recognition exemption does not apply to transactions that give rise to equal taxable and deductible temporary differences such as leases and decommissioning obligations.

For leases and decommissioning liabilities, the associated deferred tax assets and liabilities will be recognized from the beginning of the earliest comparative period presented, with any cumulative effect recognized as an adjustment to retained earnings or other appropriate component of equity at that date. For all other transactions, the amendments apply to transactions that occur after the beginning of the earliest period presented.

Amendments to Standards Issued but Not Yet Adopted

A number of amendments to standards are effective for annual periods beginning after January 1, 2023. However, the Group has not early adopted the following amended standards in preparing these consolidated financial statements. Unless otherwise stated, none of these are expected to have a significant impact on the Group's consolidated financial statements.

Effective January 1, 2024

- *Classification of Liabilities as Current or Noncurrent - 2020 amendments and Noncurrent Liabilities with Covenants - 2022 amendments (Amendments to PAS 1).* To promote consistency in application and clarify the requirements on determining whether a liability is current or noncurrent, the amendments:
 - removed the requirement for a right to defer settlement of a liability for at least twelve months after the reporting period to be unconditional and instead requires that the right must have substance and exist at the end of the reporting period;
 - clarified that only covenants with which a company must comply on or before the reporting date affect the classification of a liability as current or non-current and covenants with which the entity must comply after the reporting date do not affect a liability's classification at that date;
 - provided additional disclosure requirements for non-current liabilities subject to conditions within twelve months after the reporting period to enable the assessment of the risk that the liability could become repayable within twelve months; and
 - clarified that settlement of a liability includes transferring an entity's own equity instruments to the counterparty, but conversion options that are classified as equity do not affect classification of the liability as current or noncurrent.

The amendments will apply retrospectively for annual reporting periods beginning on or after January 1, 2024, with earlier application permitted. Entities that have early applied the 2020 amendments may retain application until the 2022 amendments are applied. Entities that will early apply the 2020 amendments after issue of the 2022 amendments must apply both amendments at the same time.

Financial Instruments

Non-derivative Financial Instruments. Non-derivative financial instruments consist of cash and cash equivalents, trade and other receivables, deposits, equity securities, trade and other payables (except for statutory payables), port concession rights payable and lease liabilities.

Recognition and Initial Measurement. Trade receivables and debt securities issued are initially recognized when they are originated. All other financial assets and financial liabilities are initially recognized when the Group becomes a party to the contractual provisions of the instrument.

A financial asset (unless it is a trade receivable without a significant financing component) or financial liability is initially measured at fair value plus, for an item not at Fair Value through Profit or Loss (FVTPL), transaction costs that are directly attributable to its acquisition or issue. A trade receivable without a significant financing component is initially measured at the transaction price.

Financial Assets

Classification and Subsequent Measurement. On initial recognition, the Group classifies its financial assets in the following measurement categories: amortized cost; FVOCI - debt investment; FVOCI - equity investment; or FVTPL.

The classification depends on the Group's business model for managing the financial assets and the contractual terms of the cash flows.

The Group has no financial assets classified as measured at: FVOCI - debt investment; or FVTPL.

Financial assets are not reclassified subsequent to their initial recognition unless the

Group changes its business model for managing financial assets, in which case all affected financial assets are reclassified on the first day of the first reporting period following the change in the business model.

A financial asset is measured at amortized cost using the effective interest method if it meets both of the following conditions and is not designated as at FVTPL:

- It is held within a business model whose objective is to hold assets to collect contractual cash flows; and
- Its contractual terms give rise on specified dates to cash flows that are solely payments of principal and interest on the principal amount outstanding.

The amortized cost is reduced by impairment losses. Interest income, foreign exchange gains and losses and impairment are recognized in profit or loss. Any gain or loss on derecognition is recognized in profit or loss.

Included in this category are the Group's cash and cash equivalents, trade and other receivables, and deposits.

Cash includes cash on hand and in banks which are stated at face value. Cash equivalents are short-term, highly liquid investments that are readily convertible to known amounts of cash with original maturities of three months or less from dates of acquisition and are subject to an insignificant risk of changes in value.

On initial recognition of an equity investment that is not held for trading, the Group may irrevocably elect to present subsequent changes in the investment's fair value in OCI. This election is made on an investment-by-investment basis. The accumulated fair value reserves are never reclassified to profit or loss. Dividends are recognized as income in profit or loss unless it clearly represents a recovery of the cost of investment.

Included in this category is the Group's equity instruments (included under other noncurrent assets).

Business Model Assessment. The Group makes an assessment of the objective of the business model in which a financial asset is held at a portfolio level because this best reflects the way the business is managed and information is provided to management. The information considered includes:

- a. the stated policies and objectives for the portfolio and the operation of those policies in practice. These include whether management's strategy focuses on earning contractual interest income, maintaining a particular interest rate profile, matching the duration of the financial assets to the duration of any related liabilities or expected cash outflows or realizing cash flows through the sale of the assets;
- b. how the performance of the portfolio is evaluated and reported to the Group's management;
- c. the risks that affect the performance of the business model (and the financial assets held within that business model) and how those risks are managed;
- d. how managers of the business are compensated - e.g., whether compensation is based on the fair value of the assets managed or the contractual cash flows collected; and
- e. the frequency, volume and timing of sales of financial assets in prior periods, the reasons for such sales and expectations about future sales activity.

Solely Payments of Principal and Interest Assessment. Principal is defined as the fair value of the financial asset on initial recognition. 'Interest' is defined as consideration

for the time value of money and for the credit risk associated with the principal amount outstanding during a particular period of time and for other basic lending risks and costs (e.g. liquidity risk and administrative costs), as well as a profit margin. In assessing whether the contractual cash flows are solely payments of principal and interest, the Group considers the contractual terms of the instrument. This includes assessing whether the financial asset contains a contractual term that could change the timing or amount of contractual cash flows such that it would not meet this condition. In making this assessment, the Group considers:

- contingent events that would change the amount or timing of cash flows;
- terms that may adjust the contractual coupon rate, including variable-rate features;
- prepayment and extension features; and
- terms that limit the Group's claim to cash flows from specified assets (e.g. non-recourse features).

Key Performance Indicators (KPIs)

KPIs discussed below were based on consolidated amounts as portions pertaining to the Company's subsidiary, ATI Batangas, Inc. (ATIB) were not material. As of end 2023:

- ATIB's total assets were only 9.7% of the consolidated total assets.
- Income before other income and expense from ATIB was only 5.2% of consolidated income before other income and expense.³

Consolidated KPI	Manner of Calculation	2023	2022	Discussion
Return on Capital Employed	Percentage of income before interest and tax over capital employed	18.0%	16.3%	Increased due to higher income before interest and taxes during the period.
Return on Equity attributable to equity holders of the parent	Percentage of net income over equity attributable to equity holders of the parent	19.0%	14.1%	Improved due to higher net income.
Current ratio	Ratio of current assets over current liabilities	2.81 : 1.00	2.21 : 1.00	Increased due to higher current assets.
Asset to equity ratio	Ratio of total assets over equity attributable to equity holders of the parent	1.47 : 1.00	1.56 : 1.00	Decreased due to higher increase in equity.
Debt to equity ratio	Ratio of total liabilities over equity attributable to equity holders of the parent	0.47 : 1.00	0.56 : 1.00	Improved due to decrease in liabilities and increase in stockholders' equity.

³ Income before interest and tax excludes also net unrealized foreign exchange losses and others.

Day Sales in Receivables (DSR)	Gross trade receivables over revenues multiplied by number of days	10 days	11 days	Decreased due to improved collections.
Net Income Margin	Net income over revenues less government share in revenues	34.7%	27.1%	Increased due to higher net income growth.
Reportable Injury Frequency Rate (RIFR) ⁴	Number of reportable injuries within a given accounting period relative to the total number of hours worked in the same accounting period.	0.87	0.56	Increased due to a higher number of injuries.

Summary of Selected Financial Data (in millions)

<i>Description</i>	<i>Year ended December 31, 2023</i>	<i>Year ended December 31, 2022</i>
<i>Revenues</i>	<i>P15,451.8</i>	<i>P13,622.7</i>
<i>Net income</i>	<i>4,437.8</i>	<i>3,028.2</i>
<i>Total assets</i>	<i>36,072.9</i>	<i>35,638.9</i>
<i>Total liabilities</i>	<i>11,521.5</i>	<i>12,470.1</i>

⁴ RIFR is the KPI for injuries introduced in 2014 to replace LTIFR. RIFR is a more stringent KPI as it covers not only Lost Time Injuries (LTIs) but also Medically Treated Injuries (MTIs) and Fatalities incidents.

ASIAN TERMINALS, INC. AND A SUBSIDIARY
CONSOLIDATED STATEMENTS OF INCOME

(Amounts In Thousands, Except Per Share Data)

	Year Ended December 31			
	2022	2021	Change	% Change
REVENUES FROM OPERATIONS	P13,622,704	P11,162,744	P2,459,960	22.0%
GOVERNMENT SHARE IN REVENUES	(2,468,762)	(1,947,677)	(521,085)	26.8%
	11,153,942	9,215,067	1,938,875	21.0%
COSTS AND EXPENSES EXCLUDING GOVERNMENT SHARE IN REVENUES	(6,176,412)	(5,426,240)	(750,172)	13.8%
OTHER INCOME AND EXPENSES				
Finance income	45,496	5,758	39,738	690.1%
Finance cost	(505,572)	(504,068)	(1,504)	0.3%
Others - net	(529,694)	(254,907)	(274,787)	107.8%
	(989,770)	(753,217)	(236,553)	31.4%
CONSTRUCTION REVENUES	1,928,019	546,474	1,381,545	252.8%
CONSTRUCTION COSTS	(1,928,019)	(546,474)	(1,381,545)	252.8%
	-	-	-	-
INCOME BEFORE INCOME TAX	3,987,760	3,035,610	952,150	31.4%
INCOME TAX EXPENSE				
Current	1,137,822	716,918	420,904	58.7%
Deferred	(178,218)	80,963	(259,181)	-320.1%
	959,604	797,881	161,723	20.3%
NET INCOME	P 3,028,156	P 2,237,729	P 790,427	35.3%
Income Attributable to				
Equity Holders of the Parent Company	P3,024,811	P2,236,720	P788,091	35.2%
Non-controlling interest	3,345	1,009	2,336	231.5%
	P3,028,156	P2,237,729	P790,427	35.3%
Basic/Diluted Earnings Per Share Attributable to Equity Holders of the Parent Company	P1.51	P1.12	P0.39	35.2%

Revenues for the year ended December 31, 2022, of P13,622.7 million went up by 22.0% from P11,162.7 million in 2021. Revenues from South Harbor (SH) international containerized cargo and Batangas Container Terminal (BCT) increased from last year by 19.2% and 12.7%, respectively, on account of higher container volume while revenues from ATI Batangas were higher than last year by 65.9% on account of higher RoRo volumes and higher number of passengers.

Port authorities' share in revenues in 2022 of P2,468.8 million increased by 26.8% from P1,947.7 million in 2021 as a result of higher revenues subject to port authorities' share.

Cost and expenses in 2022 amounted to P6,176.4 million, 13.8% higher than P5,426.2 million in 2021. Depreciation and amortization in 2022 increased by 3.2% to P1,908.8 million from P1,849.7 million in 2021. Labor costs in 2022 of P1,633.1 million were higher by 9.2% compared to P1,495.2 million in 2021 due to salary rate increases and higher volumes. Equipment running in 2022 went up by 23.9% to P824.5 million from P665.4 million in 2021 due to the following: i) higher usage of equipment spare parts and consumables; and ii) higher fuel costs related to higher volume and higher fuel price. Taxes and licenses in 2022 increased by 30.9% to P549.2 million from P419.7 million in 2021 due to higher real property taxes related to additional equipment and improvements in South Harbor and Batangas and higher business taxes. Facilities-related expenses in 2022 went up by 26.1% to P270.3 million from P214.4 million in 2021 due to higher repairs and maintenance costs for lightings and wharves related to safety as well as higher IT costs. Insurance of P213.4 million in 2022 increased by 7.6% compared to P198.4 million last year due to higher insurance premiums. General transport of

P179.3 million in 2022 were higher by 53.8% than P116.5 million in 2021 on account of higher trucking costs. Management fees in 2022 increased by 29.8% to P173.4 million from P133.6 million in 2021 following higher earnings before tax. Security, health, environment and safety in 2022 of P167.5 million were higher by 9.8% compared to P152.5 million in due to higher security costs related to higher passenger volume. Rentals of P33.7 million in 2022 went up by 141.7% compared to P14.0 million in the same period last year due to rental of a generator set used in the new Passenger Terminal Building in Batangas. Professional fees in 2022 of P25.4 million went up by 97.0% from P12.9 million last year due to higher consultancy fees related to Business Development Projects. Marketing, commercial, and promotion in 2022 increased by 48.1% to P10.4 million from P7.0 million due to higher advertising costs. Entertainment, amusement and recreation in 2022 of P10.1 million went up by 191.5% from P3.5 million last year. Other expenses in 2022 totaled P176.4 million, went up by 29.5% from P136.2 million in 2021 due to higher general operations and higher brokerage and handling fees with corresponding revenues.

Finance income in 2022 of P45.5 million was higher by 690.1% than P5.8 million last year due to higher interest rates on money market placements and higher cash balance. Finance costs in 2022 of P505.6 million were higher by 0.3% against P504.1 million last year. Others-net was at negative P529.7 million in 2022 from negative P254.9 million in 2021 mainly due to higher unrealized foreign exchange losses on the fair value of concession liability and accrued interest following the depreciation of the Philippine Peso against the US Dollar.

Income before income tax in 2022 of P3,987.8 million was higher by 31.4% compared to P3,035.6 in 2021. Provision for income tax increased by 20.3% to P959.6 million in 2021 from P797.9 million in the same period last year due to higher results.

Net income for the year ended December 31, 2022 increased by 35.3% to P3,028.2 million from P2,237.7 million last year. Earnings per share increased to P1.51 in 2022 from P1.12 in 2021.

Key Variable and Other Qualitative and Quantitative Factors

(i) Any Known Trends, Events or Uncertainties (Material Impact on Liquidity)

- There had been no known trends, events or uncertainties that had or are reasonably expected to have a material favorable or unfavorable impact on the Company's, other than those discussed in this report.

(ii) Events that will trigger direct or contingent financial obligation that is material to the company, including any default or acceleration of an obligation

- There had been no event known to management that could trigger direct or contingent financial obligation that is material to the Company, including any default or acceleration of an obligation.

(iii) All material off-balance sheet transactions, arrangements, obligations (including contingent obligations), and other relationships of the company with unconsolidated entities or other persons created during the reporting period

- There had been no material off-balance sheet transactions, arrangements, obligations (including contingent obligations), and other relationships of the Company with unconsolidated entities or other persons created during the period that would address the past and would have a material impact on future operations.

(iv) Description of any material commitments for capital expenditures, general purpose of such commitments, expected sources of funds for such expenditures

- This includes the completion of the Batangas Passenger Terminal Phase 1, expansion of existing port facilities, acquisition of additional modern equipment, implementation of smart

IT systems as well as the construction of Cavite Barge Terminal which will be completed in 2023 using the Company's internal funds.

v) Any Known Trends, Events or Uncertainties (Material Impact on Sales)

- There had been no known trends, events or uncertainties that had or are reasonably expected to have a material favorable or unfavorable impact on the Company's revenues from continuing operations, other than those discussed in this report.

vi) Any Significant Elements of Income or Loss (from continuing operations)

- There had been no significant elements of income that did not arise from the Company's continuing operations.

(vii) Causes for Any Material Changes from Period to Period of FS which shall include vertical and horizontal analyses of any material item (5%) – refer to discussion on Results of Operations, Financial Condition and Cash Flows.

(viii) Seasonal Aspects that has Material Effect on the FS

- There had been no seasonal factor that had a material effect on the financial condition and results of operations.

COVID-19 has impacted the business operations of the company and its offsite facilities. South Harbor volume was impacted by the surge in Covid-19 cases in China for the first half of 2022. In general, China port operations slowed down, and in some ports had to suspend operations for days. Business operations continue following existing government regulations and guidelines. The measures undertaken by the company and its offsites include the implementation of its Business Continuity Plan for COVID-19. The company also has a Prevention and Control Plan for COVID-19 and other communicable diseases in place as well as emergency response procedures for situations concerning public health and safety. This includes mandatory thermal scanning prior to entry into our gates and offices, regular sanitization of offices and facilities, social distancing, remote modes of communication such as teleconference and videocalls and sustained information campaign on COVID 19 and proper personal hygiene. Aligned with the government's COVID-19 vaccination efforts, ATI has attained 99.9% vaccination rate for its employees through its own corporate initiatives and in partnership with industry groups and local government units. A continuous campaign for booster administration is likewise being undertaken. The company also continuously maintains close coordination with relevant government entities.

Consolidated Financial Condition

ASIAN TERMINALS, INC. AND A SUBSIDIARY CONSOLIDATED STATEMENTS OF FINANCIAL POSITION (Amounts In Thousands)

	December 31			
	2022	2021	Change	% Change
ASSETS				
Current Assets				
Cash and cash equivalents	P4,600,267	P3,954,166	P646,101	16.3%
Trade and other receivables - net	905,985	809,229	96,756	12.0%
Spare parts and supplies	1,081,456	935,478	145,978	15.6%
Prepaid expenses	2,503,263	2,149,009	354,254	16.5%
Total Current Assets	9,090,971	7,847,882	1,243,089	15.8%
Noncurrent Assets				
Investment in an associate	55,282	58,373	(3,091)	-5.3%
Property and equipment - net	2,566,211	1,890,714	675,497	35.7%
Intangible assets - net and goodwill	21,080,924	20,551,531	529,393	2.6%
Right of use asset - net	775,248	458,999	316,249	68.9%
Deferred tax assets - net	975,876	801,324	174,552	21.8%
Other noncurrent assets	86,759	102,037	(15,278)	-15.0%
Total Noncurrent Assets	25,540,300	23,862,978	1,677,322	7.0%
TOTAL ASSETS	P34,631,271	P31,710,860	P2,920,411	9.2%
LIABILITIES AND EQUITY				
Current Liabilities				
Trade and other payables	P3,292,607	P2,379,928	912,679	38.3%
Provisions for claims	61,044	63,216	(2,172)	-3.4%
Port concession rights payable - current portion	423,028	368,778	54,250	14.7%
Income and other taxes payable	210,629	132,693	77,936	58.7%
Lease Liabilities - Current	118,066	85,028	33,038	38.9%
Total Current Liabilities	4,105,374	3,029,643	1,075,731	35.5%
Noncurrent Liabilities				
Port concession rights payable - net of current portion	7,510,283	7,333,393	176,890	2.4%
Pension liability	207,409	241,609	(34,200)	-14.2%
Lease liabilities - Non current	647,026	367,609	279,417	76.0%
Total Noncurrent Liabilities	8,364,718	7,942,611	422,107	5.3%
	12,470,092	10,972,254	1,497,838	13.7%
Equity				
Equity Attributable to Equity Holders of the Parent Company				
Capital stock	2,000,000	2,000,000	-	0.0%
Additional paid in capital	264,300	264,300	-	0.0%
Retained earnings	19,887,619	18,467,868	1,419,751	7.7%
Fair value reserve	(5,820)	(5,820)	-	0.0%
	22,146,099	20,726,348	1,419,751	6.8%
Non-controlling Interest	15,080	12,258	2,822	23.0%
Total Equity	22,161,179	20,738,606	1,422,573	6.9%
TOTAL LIABILITIES AND EQUITY	P34,631,271	P31,710,860	P2,920,411	9.2%

Total assets as of December 31, 2022 increased by 9.2% to P34,631.3 million from P31,710.9 million as of December 31, 2021. Total current assets as of December 31, 2022 up by 15.8% to P9,091.0 million from P7,847.9 million as of December 31, 2021. Cash and cash equivalents as of December 31, 2022 were higher by 16.3% to P4,600.3 million from P3,954.2 million as of December 31, 2021. Trade and other receivables - net as of December 31, 2022 up by 12.0% to P906.0 million from P809.2 million as of December 31, 2021. Spare parts and supplies - net as of December 31, 2022 of P1,081.4 million were higher by 15.6% compared to P935.5 million as of December 31, 2021 in support of operational requirements and equipment maintenance program. Prepaid expenses of P2,503.3 million as of December 31, 2022 went up by 16.5%

from P2,149.0 million as of December 31, 2021 on account of higher input taxes on PPA fees and various purchases of capital expenditures.

Total non-current assets of P25,540.3 million as of December 31, 2022, were higher by 7.0% compared to P23,863.0 million as of December 31, 2021. Property and equipment-net increased by 35.7% to P2,566.2 million as of December 31, 2022 from P1,890.7 million as of December 31, 2021. Additions to property and equipment which were not subject to the service concession arrangement totaled P829.7 million in 2022. Intangible assets - net as of December 31, 2022 of P21,080.9 million were higher by 2.6% compared to P20,551.5 million as of December 31, 2021. Acquisitions of intangible assets which consisted of civil works and cargo handling equipment that were subject of the service concession arrangement amounted to P1,986.9 million in 2022. Right-of-use assets – net was at P775.2 million as of December 31, 2022, was higher by 68.9% compared to P459.0 million as of December 31, 2021. Deferred tax assets - net as of December 31, 2022 of P975.9 million went up by 21.8% to P801.3 million as of December 31, 2021, pertaining to adjustment on deferred tax on unrealized foreign exchange loss on fair value of concession liability and accrued interest. Other noncurrent assets as of December 31, 2022 decreased by 15.0% to P86.8 million from P102.0 million as of December 31, 2021.

Total liabilities went up by 13.7% to P12,470.1 million as of December 31, 2022 from P10,972.3 million as of December 31, 2021. Trade and other payables as of December 31, 2022 of P2,379.9 million were higher by 38.3% than P2,379.9 million as of December 31, 2021. Trade and other payables are covered by agreed payment schedules. Provision for claims went down to P61.0 million as of December 31, 2022 from P63.2 million as of December 31, 2021. Income and other taxes payable increased by 58.7% to P210.6 million as of December 31, 2022 from P132.7 million as of December 31, 2021 due to higher income before tax. Port concession rights payable (current and noncurrent) as of December 31, 2022 totaled P7,933.3 million, 3.0% higher than P7,702.2 million as of December 31, 2021. Lease liabilities (current and noncurrent) were at P765.1 million as of December 31, 2022, increased by 69.0% from P452.6 million as of December 31, 2021 due to renewal of lease contracts. Pension liability as of December 31, 2022, of P207.4 million was lower by 14.2% compared to P241.6 million as of December 31, 2021.

Consolidated Cash Flows

Net cash provided by operating activities increased by 36.0% to P5,886.8 million in 2022 from P4,328.7 million in 2021 due to higher operating income and increase in trade and other payables.

Net cash used in investing activities in 2022 of P2,757.8 million were 9.3% higher than P2,523.1 million in 2021 due to higher acquisitions of intangible assets and property and equipment.

Cash used in financing activities in 2022 of P2,639.0 million was higher by 9.8% than the P2,403.5 million in 2021 due to higher payments of cash dividends and payments of lease liabilities.

Adoption of New or Revised Standards, Amendments to Standards and Interpretation

The Group has adopted the following amendments to standards starting January 1, 2022 and accordingly, changed its accounting policies. Except as otherwise indicated, the adoption did not have any significant impact on the Group's consolidated financial statements.

- *Property, Plant and Equipment - Proceeds before Intended Use (Amendments to PAS 16, Property, Plant and Equipment)*. The amendments prohibit an entity from deducting from the cost of an item of property, plant and equipment the proceeds from selling items produced before that asset is available for use. The proceeds before intended use should be recognized in profit or loss, together with the costs

of producing those items which are identified and measured in accordance with PAS 2, *Inventories*.

The amendments also clarify that testing whether an item of property, plant and equipment is functioning properly means assessing its technical and physical performance rather than assessing its financial performance.

For the sale of items that are not part of a company's ordinary activities, the amendments require the company to disclose separately the sales proceeds and related production cost recognized in profit or loss and specify the line items in which such proceeds and costs are included in the statement of comprehensive income. This disclosure is not required if such proceeds and cost are presented separately in the statement of comprehensive income.

The amendments apply retrospectively, but only to items of property, plant and equipment made available for use on or after the beginning of the earliest period presented in the financial statements in which the company first applies the amendments.

- *Onerous Contracts - Cost of Fulfilling a Contract (Amendment to PAS 37, Provisions, Contingent Liabilities and Contingent Assets)*. The amendments clarify that the cost of fulfilling a contract when assessing whether a contract is onerous includes all costs that relate directly to a contract - i.e. it comprises both incremental costs and an allocation of other direct costs.

The amendments apply to contracts existing at the date when the amendments are first applied. At the date of initial application, the cumulative effect of applying the amendments is recognized as an opening balance adjustment to retained earnings or other component of equity, as appropriate. The comparatives are not restated. Earlier application is permitted.

- *Annual Improvements to PFRS Standards 2018-2020*. This cycle of improvements contains amendments to four standards, of which are applicable to the Group:
 - *Subsidiary as a First-time Adopter (Amendment to PFRS 1, First-time Adoption of Philippine Financial Reporting Standards)*. The amendment simplifies the application of PFRS 1 for a subsidiary that becomes a first-time adopter of PFRS later than its parent. The subsidiary may elect to measure cumulative translation differences for all foreign operations at amounts included in the consolidated financial statements of the parent, based on the parent's date of transition to PFRS.
 - *Fees in the '10 per cent' Test for Derecognition of Financial Liabilities (Amendment to PFRS 9, Financial Instruments)*. The amendment clarifies that for the purpose of performing the '10 per cent' test for derecognition of financial liabilities, the fees paid net of fees received included in the discounted cash flows include only fees paid or received between the borrower and the lender, including fees paid or received by either the borrower or lender on the other's behalf. It applies to financial liabilities that are modified or exchanged on or after the beginning of the annual reporting period in which the entity first applies the amendment.
 - *Lease Incentives (Amendment to Illustrative Examples accompanying PFRS 16, Leases)*. The amendment deletes from the Illustrative Example 13 the reimbursement relating to leasehold improvements to remove the potential for confusion because the example had not explained clearly enough the conclusion as to whether the reimbursement would meet the definition of a lease incentive in PFRS 16.
- *Reference to the Conceptual Framework (Amendment to PFRS 3 Business Combinations)*. The amendments:

- updated PFRS 3 so that it now refers to the 2018 Conceptual Framework;
- added a requirement that, for transactions and other events within the scope of PAS 37 *Provisions, Contingent Liabilities and Contingent Assets* or IFRIC 21 *Levies*, an acquirer applies PAS 37 or IFRIC 21 instead of the Conceptual Framework to identify the liabilities it has assumed in a business combination; and
- added an explicit statement that an acquirer does not recognize contingent assets acquired in a business combination.

Standards Issued but Not Yet Adopted

A number of amendments to standards are effective for annual periods beginning after January 1, 2022. However, the Group has not early adopted the following new or amended standards in preparing these consolidated financial statements. Unless otherwise stated, none of these are expected to have a significant impact on the Group's consolidated financial statements.

Effective January 1, 2023

- *Classification of Liabilities as Current or Non-current (Amendments to PAS 1, Presentation of Financial Statements)*. To promote consistency in application and clarify the requirements on determining whether a liability is current or non-current, the amendments:
 - removed the requirement for a right to defer settlement of a liability for at least twelve months after the reporting period to be unconditional and instead requires that the right must have substance and exist at the end of the reporting period;
 - clarified that a right to defer settlement exists only if the company complies with conditions specified in the loan agreement at the end of the reporting period, even if the lender does not test compliance until a later date; and
 - clarified that settlement of a liability includes transferring a company's own equity instruments to the counterparty, but conversion options that are classified as equity do not affect classification of the liability as current or non-current.

The amendments apply retrospectively for annual reporting periods beginning on or after January 1, 2023. Earlier application is permitted.

In November 2021, the International Accounting Standards Board issued the Exposure Draft, *Non-Current Liabilities with Covenants* after considering stakeholder feedback on the December 2020 tentative agenda decision issued by the IFRS Interpretations Committee about the amendments. The exposure draft proposes to again amend IAS 1 as follows:

- Conditions which the entity must comply within twelve months after the reporting period will have no effect on the classification as current or non-current.
- Additional disclosure requirements will apply to non-current liabilities subject to such conditions to enable the assessment of the risk that the liability could become repayable within twelve months.
- The amendments will apply retrospectively for annual reporting periods beginning on or after January 1, 2024, with earlier application permitted.

Entities that have early applied the 2020 amendments may retain application until the 2022 amendments are applied. Entities that will early apply the 2020 amendments after issue of the 2022 amendments must apply both amendments at the same time.

- The 2022 amendments are not yet locally adopted as part of PFRS.

- *Definition of Accounting Estimates (Amendments to PAS 8 Accounting Policies, Changes in Accounting Estimates and Errors)*. To clarify the distinction between changes in accounting policies and changes in accounting estimates, the amendments introduce a new definition for accounting estimates, clarifying that they are monetary amounts in the financial statements that are subject to measurement uncertainty. The amendments also clarify the relationship between accounting policies and accounting estimates by specifying that an accounting estimate is developed to achieve the objective set out by an accounting policy. Developing an accounting estimate includes both selecting a measurement technique and choosing the inputs to be used when applying the chosen measurement technique. The effects of changes in such inputs or measurement techniques are changes in accounting estimates. The definition of accounting policies remains unchanged. The amendments also provide examples on the application of the new definition.

The amendments are effective for annual reporting periods beginning on or after January 1, 2023, with earlier application permitted, and will apply prospectively to changes in accounting estimates and changes in accounting policies occurring on or after the beginning of the first annual reporting period in which the amendments are applied.

- *Disclosure of Accounting Policies (Amendments to PAS 1 Presentation of Financial Statements and PFRS Practice Statement 2 Making Materiality Judgements)*. The amendments are intended to help companies provide useful accounting policy disclosures. The key amendments to PAS 1 include:
 - requiring companies to disclose their material accounting policies rather than their significant accounting policies;
 - clarifying that accounting policies related to immaterial transactions, other events or conditions are themselves immaterial and as such need not be disclosed; and
 - clarifying that not all accounting policies that relate to material transactions, other events or conditions are themselves material to a company's financial statements.

The amendments to PFRS Practice Statement 2 include guidance and additional examples on the application of materiality to accounting policy disclosures.

The amendments are effective from January 1, 2023. Earlier application is permitted.

- *Deferred Tax related to Assets and Liabilities arising from a Single Transaction (Amendments to PAS 12 Income Taxes)*. The amendments clarify that the initial recognition exemption does not apply to transactions that give rise to equal taxable and deductible temporary differences such as leases and decommissioning obligations. The amendments apply for annual reporting periods beginning on or after January 1, 2023. Earlier application is permitted. For leases and decommissioning liabilities, the associated deferred tax assets and liabilities will be recognized from the beginning of the earliest comparative period presented, with any cumulative effect recognized as an adjustment to retained earnings or

other appropriate component of equity at that date. For all other transactions, the amendments apply to transactions that occur after the beginning of the earliest period presented.

Deferral of the local implementation of Amendments to PFRS 10, *Consolidated Financial Statements* and PAS 28, *Sale or Contribution of Assets between an Investor and its Associate or Joint Venture*

- *Sale or Contribution of Assets between an Investor and its Associate or Joint Venture (Amendments to PFRS 10, Consolidated Financial Statements and PAS 28, Investments in Associates and Joint Ventures)*. The amendments address an inconsistency between the requirements in PFRS 10 and in PAS 28, in dealing with the sale or contribution of assets between an investor and its associate or joint venture.

The amendments require that a full gain or loss is recognized when a transaction involves a business (whether it is housed in a subsidiary or not). A partial gain or loss is recognized when a transaction involves assets that do not constitute a business, even if these assets are housed in a subsidiary.

Originally, the amendments apply prospectively for annual periods beginning on or after January 1, 2016 with early adoption permitted. However, on January 13, 2016, the FRSC decided to postpone the effective date of these amendments until the IASB has completed its broader review of the research project on equity accounting that may result in the simplification of accounting for such transactions and of other aspects of accounting for associates and joint ventures.

Key Performance Indicators (KPIs)

KPIs discussed below were based on consolidated amounts as portions pertaining to the Company's subsidiary, ATI Batangas, Inc. (ATIB) were not material. As of end 2022:

- ATIB's total assets were only 9.4% of the consolidated total assets.
- Income before other income and expense from ATIB was only 13.3% of consolidated income before other income and expense.⁵

Consolidated KPI	Manner of Calculation	2022	2021	Discussion
Return on Capital Employed	Percentage of income before interest and tax over capital employed	16.3%	13.2%	Increased due to higher income before interest and taxes during the period.
Return on Equity attributable to equity holders of the parent	Percentage of net income over equity attributable to equity holders of the parent	14.1%	11.0%	Improved due to higher net income.
Current ratio	Ratio of current assets over current liabilities	2.21 : 1.00	2.59 : 1.00	Decreased due to higher current liabilities.

⁵ Income before interest and tax excludes also net unrealized foreign exchange losses and others.

Asset to equity ratio	Ratio of total assets over equity attributable to equity holders of the parent	1.56 : 1.00	1.53 : 1.00	Increased due to increase in total assets.
Debt to equity ratio	Ratio of total liabilities over equity attributable to equity holders of the parent	0.56 : 1.00	0.53 : 1.00	Increased due to increase in liabilities
Day Sales in Receivables (DSR)	Gross trade receivables over revenues multiplied by number of days	11 days	9 days	Increase due to higher revenues.
Net Income Margin	Net income over revenues less government share in revenues	27.1%	24.3%	Increased due to higher net income growth.
Reportable Injury Frequency Rate (RIFR) ⁶	Number of reportable injuries within a given accounting period relative to the total number of hours worked in the same accounting period.	0.52	0.56	Improved as a result of extensive safety campaign and strict implementation of HSES policies.

Summary of Selected Financial Data (in millions)

Description	Year ended December 31, 2022	Year ended December 31, 2021
Revenues	P13,622.7	P11,162.7
Net income	3,028.2	2,237.7
Total assets	34,631.3	31,710.9
Total liabilities	12,470.1	10,972.2

Information on Independent Accountant and External Audit Fees

The appointment of R.G. Manabat & Co. as the external auditors of Asian Terminals, Inc. for 2024 was approved by the stockholders during the annual meeting held on April 25, 2024. The same external auditors are being recommended for re-election at the scheduled annual meeting of the Stockholders.

The Company's Manual on Corporate Governance and SRC Rule 68, provide that the Company's external auditor shall either be rotated or the handling partner be changed every five (5) years or earlier, subject to the provisions of SRC Rule 68 paragraph 3 (b) (ix) on the two-year cooling off period. Mr. Vernilo Yu R. G. Manabat & Co. was appointed as signing partner in November 2023.

⁶ RIFR is the KPI for injuries introduced in 2014 to replace LTIFR. RIFR is a more stringent KPI as it covers not only Lost Time Injuries (LTIs) but also Medically Treated Injuries (MTIs) and Fatalities incidents.

The aggregate fees for audit services rendered were as follows:

	2024 (P'000)	2023 (P'000)
Audit Fees	3,980.0	3,666.7

Audit Fees are for professional services rendered in connection with the audit of our annual financial statements and services provided by the external auditors in connection with statutory and regulatory filings or engagements.

There was no engagement for tax or other services with R.G. Manabat & Co. in 2024 and 2023.

Audit Committee Pre-Approval Policy

The Audit Committee pre-approves and recommends to the Board of Directors all audit and non-audit services to be rendered by the external auditors as well as the engagement fees and other compensation to be paid. When deciding whether to approve these items, the Audit Committee takes into account whether the provision of any non-audit service is compatible with the independence standards under the guidelines of the SEC. To assist in this undertaking, the Audit Committee actively engages in a dialogue with the external auditors with respect to any disclosed relationships or services that may impact their objectivity and independence and, if appropriate, recommends that the Board take appropriate action to ensure their independence.

Financial Statements

The audited consolidated financial statements are herein attached as Exhibit 1.

Changes in and Disagreements with Accountants on Accounting and Financial Disclosures

There was no change in or disagreement with external auditors on accounting and financial disclosures.

Description of the General Nature and Scope of the Business

Corporate Background

Asian Terminals, Inc. (ATI), formerly known as Marina Port Services, Inc. (MPSI), was incorporated on July 9, 1986 to provide general services with respect to the operation and management of port terminals in the Philippines. In August 1990, a consortium of local and foreign companies acquired all the issued and outstanding capital stock of ATI.

South Harbor

ATI manages and operates the South Harbor pursuant to the Third Supplement to the Contract for Cargo Handling Services and Related Services granted by the Philippine Ports Authority (PPA) extending ATI's South Harbor concession for twenty-five (25) years or until May 2038.

The Container Terminal Division handles stevedoring, arrastre, warehousing, storage, crantage, container freight station (CFS) and other port-related services for international cargoes. ATI's 5-year lease contract commencing in 2011 over two parcels of land located in Sta. Mesa, City of Manila continued and is extended until January 2027. This land is being used exclusively as an off-dock container depot.

General Stevedoring operations provides arrastre, stevedoring and storage services to international shipping lines.

The ATI South Harbor Eva Macapagal Terminal handles international cruise ships for homeporting and transit calls.

The ATI South Harbor facility is certified compliant with the International Ship and Port Facility Security (ISPS) Code issued by the Office for Transportation Security, DOTC. A renewal certification audit was recently conducted by the OTS last February 17-18 2025. .

The ATI South Harbor facility is certified with ISO 14001:2015 (Environment), ISO 45001:2018 (Occupational Health and Safety), ISO 9001: 2015 (Quality) and ISO 28000: 2022 (Security and Resilience). The certificates are valid until April 2025 and February 2028.

Inland Clearance Depot (Laguna)

The Inland Clearance Depot (ICD) was established pursuant to Customs Memorandum Order No. 11-97 which designated ICD as an extension of the Port of Manila and as a customs bonded facility. This permits the immediate transfer of cargoes to the facility while still being cleared by customs in Manila. This provides savings on storage charges and efficient just-in-time delivery for clients in the CALABARZON area. The facility provides storage, trucking, just-in-time delivery and maintenance and repair services for its clients, which includes carriers and Beneficial Cargo Owners (BCOs). Customs Memorandum Order No. 23-2003 expanded the operations of the ATI-Calamba ICD to include servicing the Port of Batangas, in addition to the Port of Manila.

The facility is equipped with CCTV cameras for security monitoring.

The Inland Clearance Depot is certified with ISO 14001:2015 (Environment), ISO 45001:2015 (Health and Safety), ISO 9001: 2015 (Quality) and ISO 28000: 2022 (Security and Resilience). The certificates are valid until April 2025 and February 2028.

Port of Batangas

ATI Batangas, Inc. (ATIB), a 99.17%-owned subsidiary of ATI, is the sole cargo handling contractor operating at the Port of Batangas. ATI provides management services to ATIB relating to operations, marketing, training and administration.

ATIB had a 10-year Cargo Handling Contract in Phase 1 of the Port of Batangas effective until October 2015, under which it provides arrastre, stevedoring, storage and related cargo handling services. By virtue of the same contract, ATIB was also given the right to manage and operate the Fastcraft Passenger Terminal and to provide specific services and amenities to all passengers, both for fastcraft and RO-RO vessels.

A Lease Agreement for the management and operation of additional assets and facilities in Phase 1 was signed by ATIB effective August 1, 2009 and co-terminous with the above-mentioned 10-year agreement. Pursuant to this Lease Agreement, the Passenger Terminal Building 2 was turned over to ATIB in May 2010. On January 18, 2010, the PPA issued to ATI the Notice to Proceed to Award the Contract for the Management, Operation, Maintenance, Development and Promotion of the Container Terminal "A-1", Phase II of the Port of Batangas for a period of 25 years. The contract was signed on March 25, 2010 and is effective for a term of 25 years. The Notice to Proceed dated June 16, 2010 allowed ATI to start and commence operations at the Terminal on 1 July 2010.

On 2 October 2015, ATIB and ATI signed a Contract for the Management, Operation, Maintenance and Development of Phase I, Port of Batangas for a term commencing 01 October 2015 until 30 September 2025. This contract effectively consolidates the above-mentioned contracts of ATIB in Phase 1, Port of Batangas, and included the contract to lease the Main Passenger Terminal Building mentioned in the narrative below. On December 20, 2019, Asian Terminals, Inc., its subsidiary ATI Batangas, Inc., and the Philippine Ports Authority have signed the First Amendment to said contract extending the term for an additional 10 years from September 30, 2025 up to June 30, 2035.

The container terminal handles stevedoring, arrastre, storage, container freight station (CFS) and other port related activities for domestic and international shipping lines. Other special services include ship's husbanding, maintenance and repair services, and trucking.

ATI's 5-year lease agreement with PPA effective 3 April 2012 covering a land adjacent to the CFS area of the Container Terminal "A-1" has been extended until 2 April 2022. ATI's occupancy continues under the same terms until the end of this reporting period and to date. This area is being utilized as storage for completely built units (CBU) of vehicles.

On 1 February 2021, PPA issued to ATI a Permit to Occupy over an 80,000 square meter area in Phase II of the Port of Batangas, effective for the period 1 February 2021 to 31 January 2022 and the same was renewed for another period from February 2022 to January 2023. ATI continues under the same terms to date. PPA likewise issued to ATI a Permit to Occupy for a 20,000 square meter area in Phase II of the Port of Batangas effective for the period 1 June 2022 to 31 December 2022. ATI's occupancy continues under the same terms to date. The above-mentioned areas are used as storage area of cargoes being handled by ATI as port operator of Phases I and II of Port of Batangas.

ATIB and Batangas Container Terminal is certified with ISO 14001:2015 (Environment), ISO 45001:2018 (Occupational Health and Safety), ISO 9001: 2015 (Quality) and ISO 28000: 2022 (Security and Resilience). The certificates are valid until April 2025 and February 2028.

ATIB and Batangas Container Terminal are certified compliant with the International Ship and Port Facility Security (ISPS) Code issued by the Office for Transportation Security, DOTC. The certificates are valid until April 2028 for ATI Batangas and October 2027 for Batangas Container Terminal.

Batangas Supply Base

On May 1, 2000, ATIB entered into a contract to lease the Main Passenger Terminal Building for the purpose of operating a supply base for companies engaged in oil and gas exploration. This contract was extended and renewed several times, the latest one being until February 2026. Integrated to this contract is the operation and management of the Batangas Supply Base within the Port of Batangas under contract with Prime Energy Resources Development BV, with a term of until February 2026.

The Supply Base provides logistics support to the Malampaya Gas-to-Power-Project which includes cargo-handling, crane and equipment hire, transport, labor and waste management. The life of the Malampaya Gas field is approximately 20 years.

Batangas Supply Base is certified with ISO 14001:2015 (Environment), ISO 45001:2018 (Occupational Health and Safety), ISO 9001: 2015 (Quality) and ISO 28000: 2022 (Security and Resilience). The certificates are valid until April 2025 and February 2028.

Tanza Barge Terminal

The Tanza Barge Terminal operates with an annual handling capacity of 240,000 TEUs, behind a 4-hectare concrete container yard, docking facilities with harbor cranes and comprehensive yard and safety equipment. This project is a game-changer in the transportation and logistics industry in the region. It optimizes domestic sea lanes as an alternative to roads, transporting containerized cargoes via barge to and from Manila South Harbor and Tanza, thereby bringing cargoes faster and closer to consignees in Cavite and nearby environs. The facility eliminates an estimated 150,000 truck trips annually, effectively contributing to decongesting Metro Manila's overcrowded roads, reducing logistical bottlenecks for business at greater cost-benefit, and promoting growth and development in rural regions.

TBT is located within the MetroCas Industrial Estates-Special Economic Zone. As operator, ATI is registered as an Ecozone Facilities Enterprise with the Philippine Economic Zone Authority. Within TBT is a Customs Facility and Warehouse which is operated under Tanza Container Terminal, Inc., a wholly-owned subsidiary of ATI.

Tanza Container Terminal Inc. is certified with ISO 28000:2022 (Security and Resilience) valid until February 2028. The terminal has also been recommended by certifying body last January 2025, to receive certifications for ISO 14001:2015 (Environment), ISO 45001:2018 (Occupational Health and Safety), ISO 9001:2015 (Quality).

South Cotabato Integrated Port Services, Inc.

ATI owns 35.71% of the issued and outstanding capital stock of South Cotabato Integrated Port Services, Inc. (SCIPSI).

SCIPSI is the existing cargo handling operator at the Makar Wharf in the Port of General Santos, General Santos City. It is located near the business center of the city and caters to the needs of local businesses (which are engaged mainly in agriculture, fisheries, livestock and poultry) as well as importers and exporters.

The services provided by SCIPSI include container terminal handling, arrastre, stevedoring, bagging, domestic cargo handling and equipment services.

SCIPSI is certified with ISO 14001:2015(Environment): ISO 45001:2018 (Occupational Health and Safety) and ISO 9001:2015 (Quality). It is Investors in People (IiP) certified beginning June 16, 2009. In November 2021, SCIPSI won the IiP Gold Employer of the Year (International) Award in June 2016, the IiP Excellence in Social Responsibility Award in November 2018, the

liP Reward and Recognition Award in November 2019, and the Community Employee of the Year in 2021 and 2023 in London, UK. Also in 2023, SCIPSI was a finalist for HR Person of the Year Award.

SCIPSI also won the People Investor of the Year Award in during the first liP Philippines Awards in July 2023. In addition, SCIPSI was a National Finalist for Outstanding LMC and received a Special Award during the National Conciliation and Mediation Board (NCMB) and the Philippine League of Labor-Management Cooperation Practitioners' (PHILAMCOP) 2023 Twin Search for Outstanding Labor-Management Cooperation (LMC).

The International Ship and Port Facility Security Code compliance certificate for the Port of General Santos issued by the Office of Transport Security (OTS) is valid until September 11,2027.

Percentage of Sales or Revenues and Contributed by Foreign Sales for each of the last 3 FY.

	2024		2023		2022	
Service	Amount	% to Total	Amount	% to Total	Amount	% to Total
Stevedoring	7,215,183	44%	6,587,928	43%	5,862,108	43%
Arrastre	6,385,053	39%	5,960,647	39%	5,532,700	41%
Logistics	235,956	1%	160,055	1%	188,913	1%
Special/Other Services	2,705,535	16%	2,743,170	18%	2,038,983	15%
TOTAL	16,541,727	100%	15,451,800	100%	13,622,704	100%

	2024		2023		2022	
Source	Amount	% to Total	Amount	% to Total	Amount	% to Total
Domestic	785,124	5%	815,833	5%	637,552	5%
Foreign	15,756,603	95%	14,635,967	95%	12,985,153	95%
TOTAL	16,541,727	100%	15,451,800	100%	13,622,704	100%

Competition

ATI manages the South Harbor at the Port of Manila. Its major competitor is International Container Terminal Services, Inc., which operates the Manila International Container Terminal, and Manila Multipurpose Terminal (formerly Harbour Centre) which operates a private commercial port at the northern end of the Manila North Harbor handling international non-containerized shipment.

At the Port of Batangas, ATIB competes with two (2) major private commercial ports on breakbulk cargoes -- Philippine National Oil Corporation Energy Base and Bauan International Port Inc. The Batangas Container Terminal has no direct competitor.

ATI's Inland Clearance Depot (ICD), which is also known as the Laguna Inland Logistics Terminal (LILT) competes with ICTSI's Laguna Gateway Inland Container Terminal (LGICT) located in Calamba, Laguna. ICD is a duly accredited Customs-facility and serves as an extension of the seaport operations of ATI Manila's South Harbor and Batangas Port, while LGICT is an extension of the seaport operations of ICTSI's MICT.

Effect of existing or probable governmental regulations on the business

Various laws, orders, rules and regulations govern ATI's business and operations. ATI's commitments and authority to manage, operate, maintain, develop and promote its business are based on the terms provided in its various contracts with and the administrative rules issued by the Philippine Ports Authority (PPA). The regulatory powers of government agencies namely the Department of Labor and Employment (DOLE), Department of Environment and Natural Resources (DENR), Securities and Exchange Commission (SEC), Bureau of Customs (BOC), Philippine Competition Commission, Philippine Economic Zone Authority, as well as the concerned Local Government Units (LGU) over various aspects of its business and intended projects, facilitate and ensure observance of existing laws.

Employees

ATI has a total manpower complement of 1,833 as of December 31, 2024. Of the total, 1,498 are in Operations, 203 are in Maintenance and 132 are in Management and Administration. The projected headcount for next 12 months is 1,998.

About 75% of the existing manpower is covered by collective bargaining agreement with the following unions:

TYPE OF WORKER	UNION
Equipment operators and dockworkers	Associated Workers Union (AWU)
Stevedores	Samahan ng Trabahador at Empleyado sa Pantalan (STEP)
Field Supervisors	Associated Skilled and Technical Employees Union (ASTEU)
Checkers	South Harbor Independent Port Checkers Union (SHIPCU)
Stevedores and dockworkers	Batangas Pier Stevedores and Labor Union (BPSLU)

There were no labor strikes for the past twenty nine (29) years.

Costs and Effects of Compliance with Environmental Laws

In 2024 ATI incurred approximately Php 34.7 million for various environmental activities and other environment related projects. The Company also participated in Corporate Social Responsibility activities benefiting nearby communities.

ATI business units maintain its current certifications to ISO 14001:2015 Environmental Management System.

Business Risks

The Company regularly undertakes a Business Risk Profile review where risks are identified by priority based on a systematic assessment of probability and impact. Control strategies are identified and action points established with the designated accountable persons. Results and developments are monitored during quarterly reviews through an innovative risk system, Workiva, which highlights the key priority risks and presents the Company's current risk landscape.

Adequate bonds and insurance coverage with business interruption clauses and global umbrella scope, structural testing and improvement of facilities and equipment, compliance with government regulations, asset management systems, business continuity plans, disaster recovery procedures, safety and health management systems, emergency response procedures and security management systems are in place, reviewed and updated to meet operational contingencies and business developments brought by rapidly changing market conditions.

Process controls, intensified collection efforts, rationalization of capital and operational spending, close monitoring of economic indicators and financial planning and budget controls are practiced to address financial and strategic contingencies. Regular monitoring and updating of system, assets and policies are ensured to maintain order and implement improvements in response to the growing market.

Aggressive marketing approach and customer relations, regular dialogue with and active participation in the initiatives of concerned government entities and port users, productivity and efficiency improvements are initiated as far as commercial and legal contingencies are concerned.

PROPERTIES

The Company has outstanding leases and subleases covering land, buildings, and offshore areas in Manila (Sta. Mesa), Laguna (Calamba), Batangas (Sta. Clara) and Cavite (Tanza). Rental expenses on these properties in 2024 totaled P210.2 million. The current lease agreements have various expiration dates with the longest term expiring in August 2043. The leases are renewable upon mutual agreement with the lessor. There is no intention to purchase any of the real property currently being leased.

Main Facilities

South Harbor

The Container Terminal operates a facility with 6 container berths. It has 1,185 meters of quay line equipped with twin-lift capable ship-to-shore gantry cranes. Capacity was 1.03m prior to 2013 and has now been brought up to 1.4m through developments since 2013. The facility has now 11,400 TGS twenty-footer ground slots with yard capacity of 1.8M TEUS. South Harbor provides optimal service through modern equipment comprising of 11 ship-to-shore cranes, 28 rubber-tired gantry cranes, 5 container stackers, 13 empty handlers, and 72 internal transfer vehicles and 13 forklifts. The Truck Holding Area can accommodate up to 100 trucks. South Harbor has a Container Freight Station (CFS) and a Designated Examination Area (DEA) with two pass-through container x-ray portals and backup mobile x-ray machines operated by the Bureau of Customs. The South Harbor facility offers efficient gate access through five corridors connecting to main roadways. The Terminal Operating System (TOS) is powered by Zodiac, an innovative system developed inhouse by DP World in partnership with ATI which has more advanced features to boost terminal efficiency and productivity.

The General Stevedoring Division (GSD) occupies a single pier at the Manila South Harbor with a total of 5 berths. It is equipped with annually certified lifting gears and 19 heavy forklifts rated up to 30 tons. GSD resumed services to international cruise vessels in 2023.

Inland Clearance Depot (Laguna)

Inland Clearance Depot (ICD) is a 4.2-hectare container yard facility. It has a maximum capacity of 2,500 TEUs. It is equipped with two (2) reachstackers and one (1) unit of 3-tonner forklift to service the logistics requirement of clients. The core activities of ICD, among others, include the “Just-in-Time-Deliveries” for CALABARZON based consignees using the Ports of Batangas and Manila.

Port of Batangas (Phase 1) (ATIB)

The domestic terminal has 230-meter and 185-meter berths and three general cargo berths with lengths ranging from 130 meters to 180 meters. It has a storage area totaling 62,500 square meters (sqm) and a transit shed measuring 3,000 square meters. Additional services, through partnerships, include operating an offshore supply base.

ATIB operates an integrated passenger terminal for high-speed inter-island ferries and RORO vessels. It has seven fast craft berths with a total length of 540 meters and a draft of five meters. It has a 124 meters-long ferry berth with five meters draft and six RORO berths with a total length of 680 meters. The passenger terminal facility includes a 25,000 sqm. marshalling area for RORO vehicles.

In 2018, ATI unveiled a modern Multilevel Car Storage Facility in ATIB, which has since increased the port's capacity to handle around 13,000 completely-built imported car units at any one time.

In line with government's port modernization program, ATIB unveiled a bigger, better, and smarter Batangas Passenger Terminal (BPT) in April 2024 with a floor area of 15,000 sqm. The upgraded terminal can now accommodate 8,000 passengers from previous capacity of 2,500. BPT is equipped with world-class facilities such as an expansive and fully-airconditioned passenger lounge, orderly ticketing offices, clean and gender-neutral restrooms, provisions for free wi-fi and clean drinking water, and mobility features for the elderly and differently-abled, among others. It also has huge overhead digital boards advising passengers on the schedule of departing vessels, their designated boarding gates, and other relevant announcements. The terminal connects Luzon via Batangas to nearby islands like Mindoro, Masbate, Iloilo, Boracay, and other Visayas locations through fast-crafts and domestic roll-on/roll-off vessels calling the port.

Batangas Container Terminal (Container Terminal “A-1”, Phase II of the Port of Batangas)

The Batangas Container Terminal (“A-1”, Phase 2) is the preferred international gateway terminal for South Luzon and Calabarzon (Cavite, Laguna, Batangas, Rizal and Quezon).

ATI in 2019 expanded BCT in response to growing market demand. BCT has a quay length spanning 670 meters with a draft of 13 meters. BCT's approximate area of 180,000 sqm include the container yard, working apron, maintenance and control buildings, gates and roadways. The terminal has a total ground slots for 2,870 twenty-foot equivalent container units. Efficient operations are complemented by four ship-to-shore cranes, 8 rubber-tired gantry cranes and other container handling equipment. The terminal is also equipped with 10 reefer platforms with 352 plugs, with back-up generator sets and covered by a network of CCTV cameras. The Terminal Operating System is powered by Zodiac OPS7. In 2022, BCT implemented CARGOES AVA+ Auto Gate System. This is the first AI-powered automated gate system.

Tanza Container Terminal

The Tanza Container Terminal Inc. (TCTI) facility features a 4.1-hectare landside facility supported by reach-stackers, internal transfer vehicles, fire truck among other operations-critical equipment, and a 3.3-hectare seaside area with 150-meter jetty head/ docking facilities with harbor cranes and a 350-meter trestle that connects the jetty head to the land area.

Batangas Supply Base

ATI operates and manages the Batangas Supply Base within the Port of Batangas under a contract with Shell Philippines Exploration B.V. (SPEX) (succeeded by Prime Energy Resources Development BV in 2023). The contract has been extended until February 2026.

South Cotabato Integrated Port Services Inc.

South Cotabato Integrated Port Services, Inc. (SCIPSI) operates the Makar Wharf in General Santos City. Cargoes are loaded or unloaded using ships gears. It has a total berth length of 850 meters. SCIPSI receives and handles cargoes through the use of their various lifting equipment with capacities ranging from 3 tons to 40 tons.

Legal Proceedings

Please refer to the write-up under Item 5 (5) of the Information Statement.

Directors and Executive Officers

Please refer to the write-ups under Item 5 of the Information Statement.

Market Price and Dividends

Stock Prices

The Company's common equity is traded at the Philippine Stock Exchange. Following are the high and low sales prices for each quarter within the last two fiscal years:

2023	High	Low
First Quarter (Jan. – Mar.)	13.98	13.54
Second Quarter (Apr. – June)	15.10	13.70
Third Quarter (July – Sept.)	15.58	14.00
Fourth Quarter (Oct. - Dec.)	16.00	15.00
2024	High	Low
First Quarter (Jan. – Mar.)	18.46	15.26
Second Quarter (Apr. – June)	21.40	17.76
Third Quarter (July – Sept.)	19.20	18.56
Fourth Quarter (Oct. - Dec.)	19.20	17.00

As at the latest practicable date March 11, 2025⁷, ATI shares were traded at its highest for Php18.88 lowest for Php 18.60 and closed at Php18.80. Market capitalization is Php 37.5B.

Cash Dividends

The Company declared cash dividends for the last two fiscal years, as follows:

Date	Dividend Per Share (PhP)	Record Date
April 27, 2023	1.00	May 26, 2023
April 25, 2024	1.50	May 23, 2025

Dividends declared by subsidiaries for the last two fiscal years are as follows:

Date	Dividend Per Share (PhP)	Record Date
<i>ATI Batangas Inc (ATIB)</i>		
May 4, 2023	350.00	May 19, 2023
May 2, 2024	350.00	May 24, 2024
<i>South Cotabato Integrated Port Services Inc.(SCIPSI)</i>		
May 18,2023	6,975.32	May 18,2023
September 5, 2024	11,334.90	August 30, 2024

There is no dividend declaration in Tanza Container Terminal for the last two fiscal years.

Except for the availability of sufficient retained earnings, there is no restriction on the payment of dividends on common shares. Majority of the Board must approve any dividend declaration.

Holders

The following are the Top 20 Stockholders of ATI as of February 28, 2025:

	Name	No. of Shares	% to Total ⁸
1	DP World Australia (POAL) Pty. Ltd	346,466,600	17.36%
2	ATI Holdings, Inc.	291,371,229	14.60%
3	Pecard Group Holdings, Inc.	198,203,968	9.93%
4	Philippine Seaport Inc.	196,911,524	9.87%
5	Daven Holdings, Inc.	155,906,071	7.81%
6	SG Holdings, Inc.	130,000,000	6.51%
7	PCD Filipino	116,219,959	5.82%
8	Kayak Holdings, Inc.	109,500,000	5.49%
9	Morray Holdings, Inc.	100,000,000	5.01%
10	PCD Non-Filipino	91,779,383	4.60%
11	Harbourside Holding Corp.	80,000,000	4.01%
12	Aberlour Holding Company, Inc.	71,517,463	3.58%
13	Tanco, Eusebio H.	41,507,463	2.08%
14	Rescom Developers, Inc.	26,627,884	1.33%

⁷ The latest practicable date prior to the filing the Preliminary Information Statement.

⁸ Based on outstanding capital stock of 1,995, 693,500 as of February 28, 2025

15	Eximious Holdings, Inc.	9,661,592	0.48%
16	Seawood Resources, Inc.	7,179,000	0.36%
17	Biolim Holdings and Management	6,116,200	0.31%
18	Eujo Philippines Inc.	4,668,000	0.23%
19	Granite Realty Corporation	1,000,000	0.05%
20	Luym, Douglas	800,000	0.04%

Recent Sale of Unregistered Securities

No unregistered or exempt securities including recent issuance of securities constituting an exempt transaction were sold in 2024, 2023 and 2022.

Compliance on Corporate Governance

The Company has substantially complied with the provisions of its Manual on Corporate Governance which was adopted on August 30, 2002. In 2017, the Board in its regular meeting amended the Manual on Corporate Governance in substantial compliance to the provisions of the Memorandum Circular No. 19 series of 2016 or the Code of Corporate Governance for Publicly Listed Companies.

The Company commits to the principles and best practices of good corporate governance to attain its goals and objectives. Its principal officers and directors have attended Corporate Governance seminars and orientations in compliance with the provisions of its Manual of Corporate Governance and provisions of SEC Memorandum Circular No. 19 series of 2016. The seminars were facilitated by accredited providers: Risks, Opportunities, Assessment and Management (ROAM), SGV and Institute of Corporate Directors (ICD).

The Company has not deviated from its Manual. In November 2024, the Board, individual directors, Corporate Governance Committee, Audit Committee, Nomination Committee, Compensation Committee and the key officers have undergone the required self-assessment. The over-all results for 2024 yielded “excellent” scores and were reported by the Corporate Governance Committee which convened last November 26, 2024, to discuss the results for reporting to the Board. The Board took note of the results and approved the same in the board meeting on December 9, 2024. The Audit Committee also separately conducted its self-assessment last August 6, 2024.⁹

Summary of the directors’ attendance to board meetings for 2024 is posted on the Company website.¹⁰:

Continuous monitoring and compliance with the Corporate Governance Manual and other corporate standards are ensured through the Board and the board committees, Compliance Officer, President, Chief Financial Officer and the Internal and External Auditors.

⁹ Pursuant to SEC Memorandum Circular No. 4 series of 2012 and the ATI Audit Committee Charter. The results are posted in the ATI Website https://www.asianterminals.com.ph/ati_sec_disclosures.aspx

¹⁰ ATI Website, https://www.asianterminals.com.ph/ati_sec_disclosures.aspx

UNDERTAKING

A printed copy of the Definitive Information Statement or the Company's annual report in SEC Form 17-A shall be provided free of charge to any stockholder upon his/her written request addressed to the Office of the Corporate Secretary, Asian Terminals, Inc., Manila.

STATEMENT OF MANAGEMENT'S RESPONSIBILITY FOR FINANCIAL STATEMENTS

The Management of **Asian Terminals, Inc. and its Subsidiaries** (the "Group") is responsible for the preparation and fair presentation of the consolidated financial statements including the schedules attached therein, as at December 31, 2024 and 2023 and for each of the three years in the period ended December 31, 2024 in accordance with the prescribed financial reporting framework indicated therein, and for such internal control as Management determines is necessary to enable the preparation of financial statements that are free from material misstatement, whether due to fraud or error.

In preparing the consolidated financial statements, Management is responsible for assessing the Group's ability to continue as a going concern, disclosing, as applicable matters related to going concern and using the going concern basis of accounting unless Management either intends to liquidate the Group or to cease operations, or has no realistic alternative but to do so.

The Board of Directors is responsible for overseeing the Group's financial reporting process.

The Board of Directors reviews and approves the consolidated financial statements including the schedules attached therein, and submits the same to the stockholders.

R.G. Manabat & Co., the independent auditors appointed by the stockholders, has audited the consolidated financial statements of the Group in accordance with Philippine Standards on Auditing, and in its report to the stockholders, has expressed its opinion on the fairness of presentation upon completion of such audit.


GLEN CHRISTOPHER HILTON
Chairman of the Board


EUSEBIO H. TANCO
President



JOSE TRISTAN P. CARPIO
Chief Financial Officer

Signed this _____ of _____, 2025

SUBSCRIBED AND SWORN TO before me this **MAR 12 2025** day of _____ 2025, the signatories exhibiting to me their respective Passports/Driver's License Nos., as follows:

<u>Name</u>	<u>Passport Nos.</u>	<u>Date/Place Issued</u>
1. Glen Christopher Hilton		
2. Eusebio H. Tanco		
3. Jose Tristan P. Carpio		

Doc. No. **206**
Page No. **43**
Book No. **51**
Series of 2025.


ATTY. JOSHUA P. LAPUZ
Notary Public
Notary Public Makati City
Until Dec. 31, 2025
Appointment No. M-016 - (2024-2025)
PTR No. 10466007 Jan. 2, 2025 / Makati
IBF
MCLE Compliance No. VII-0016370
Valid until April 14, 2025
G/F Fedman Bldg., 199 Salcedo St.

ASIAN TERMINALS, INC. AND ITS SUBSIDIARIES

CONSOLIDATED FINANCIAL STATEMENTS
December 31, 2024, 2023, and 2022

With Independent Auditors' Report



R.G. Manabat & Co.
The KPMG Center, 6/F
6787 Ayala Avenue, Makati City
Philippines 1209
Telephone +63 (2) 8885 7000
Fax +63 (2) 8894 1985
Internet www.home.kpmg/ph
Email ph-inquiry@kpmg.com

REPORT OF INDEPENDENT AUDITORS

The Board of Directors and Stockholders
Asian Terminals, Inc.
A. Bonifacio Drive
Port Area, Manila

Opinion

We have audited the consolidated financial statements of Asian Terminals, Inc. and its Subsidiaries (the “Group”), which comprise the consolidated statements of financial position as at December 31, 2024 and 2023, the consolidated statements of income, consolidated statements of comprehensive income, consolidated statements of changes in equity and consolidated statements of cash flows for each of the three years in the period ended December 31, 2024, and notes, comprising material accounting policies and other explanatory information.

In our opinion, the accompanying consolidated financial statements present fairly, in all material respects, the consolidated financial position of the Group as at December 31, 2024 and 2023, and its consolidated financial performance and its consolidated cash flows for each of the three years in the period ended December 31, 2024, in accordance with Philippine Financial Reporting Standards (PFRS) Accounting Standards.

Basis for Opinion

We conducted our audits in accordance with Philippine Standards on Auditing (PSAs). Our responsibilities under those standards are further described in the *Auditors’ Responsibilities for the Audit of the Consolidated Financial Statements* section of our report. We are independent of the Group in accordance with the Code of Ethics for Professional Accountants in the Philippines (Code of Ethics) together with the ethical requirements that are relevant to our audits of the consolidated financial statements in the Philippines, and we have fulfilled our other ethical responsibilities in accordance with these requirements and the Code of Ethics. We believe that the audit evidence we have obtained is sufficient and appropriate to provide a basis for our opinion.

Firm Regulatory Registration & Accreditation:

PRC-BOA Registration No. 0003, valid until September 20, 2026

IC Accreditation No. 0003-IC, Group A, valid for five (5) years covering the audit of 2020 to 2024

financial statements (2019 financial statements are covered by IC Circular Letter (CL) No. 2019-39, Transition clause)

BSP Accreditation No. 0003-BSP, Group A, valid for five (5) years covering the audit of 2020 to 2024

financial statements (2019 financial statements are covered by BSP Monetary Board Resolution No. 2161, Transition clause)



Key Audit Matter

Key audit matter is a matter that, in our professional judgment, was of most significance in our audit of the consolidated financial statements of the current period. This matter was addressed in the context of our audit of the consolidated financial statements as a whole, and in forming our opinion thereon, and we do not provide a separate opinion on this matter.

Revenue Recognition (P16,541,728 - amount in thousands)

Refer to Notes 2 and 26 to the consolidated financial statements.

The risk

The Group's revenues are mainly generated from arrastre, stevedoring, storage, and special and other services. Market expectations and profit-based targets may put pressure on management to recognize revenues before all the revenue recognition criteria have been met. Risk of material misstatement may arise in order to improve business results and achieve capital and revenue growths in line with the objectives of the Group.

Our response

Our audit procedures included assessment of the Group's accounting policies in respect of revenue recognition to ensure that they appropriately reflected the requirements of PFRS Accounting Standards. Evaluation of relevant IT systems and the design and operating effectiveness of controls over the recording of revenue transactions and generated reports was also conducted. In doing so, we have involved our IT specialists to assist in the audit of automated controls across different IT applications. Our substantive procedures included testing of revenues earned, to confirm that all services had been performed at the point at which revenue is recognized. Among others, we performed examination of selected individual transactions' supporting documentation to test the existence and accuracy of revenue transactions and to verify whether the revenue recognition practices adopted complied with the stated accounting policies. A detailed movement analysis of revenues earned for each of the Group's revenue streams was also performed to determine any significant fluctuation on the account.

Other Information

Management is responsible for the other information. The other information comprises the information included in the Securities and Exchange Commission (SEC) Form 20-IS (Definitive Information Statement), SEC Form 17-A and Annual Report for the year ended December 31, 2024, but does not include the consolidated financial statements and our auditors' report thereon. The SEC Form 20-IS (Definitive Information Statement), SEC Form 17-A and Annual Report for the year ended December 31, 2024 are expected to be made available to us after the date of this auditors' report.

Our opinion on the consolidated financial statements does not cover the other information and we will not express any form of assurance conclusion thereon.

In connection with our audits of the consolidated financial statements, our responsibility is to read the other information identified above when it becomes available and, in doing so, consider whether the other information is materially inconsistent with the consolidated financial statements or our knowledge obtained in the audits or otherwise appears to be materially misstated. If, based on the work we have performed, we conclude that there is a material misstatement of this other information, we are required to report that fact. We have nothing to report in this regard.



Responsibilities of Management and Those Charged with Governance for the Consolidated Financial Statements

Management is responsible for the preparation and fair presentation of the consolidated financial statements in accordance with PFRS Accounting Standards, and for such internal control as management determines is necessary to enable the preparation of consolidated financial statements that are free from material misstatement, whether due to fraud or error.

In preparing the consolidated financial statements, management is responsible for assessing the Group's ability to continue as a going concern, disclosing, as applicable, matters related to going concern and using the going concern basis of accounting unless management either intends to liquidate the Group or to cease operations, or has no realistic alternative but to do so.

Those charged with governance are responsible for overseeing the Group's financial reporting process.

Auditors' Responsibilities for the Audit of the Consolidated Financial Statements

Our objectives are to obtain reasonable assurance about whether the consolidated financial statements as a whole are free from material misstatement, whether due to fraud or error, and to issue an auditors' report that includes our opinion. Reasonable assurance is a high level of assurance, but is not a guarantee that an audit conducted in accordance with PSAs will always detect a material misstatement when it exists. Misstatements can arise from fraud or error and are considered material if, individually or in the aggregate, they could reasonably be expected to influence the economic decisions of users taken on the basis of these consolidated financial statements.

As part of an audit in accordance with PSAs, we exercise professional judgment and maintain professional skepticism throughout the audit. We also:

- Identify and assess the risks of material misstatement of the consolidated financial statements, whether due to fraud or error, design and perform audit procedures responsive to those risks, and obtain audit evidence that is sufficient and appropriate to provide a basis for our opinion. The risk of not detecting a material misstatement resulting from fraud is higher than for one resulting from error, as fraud may involve collusion, forgery, intentional omissions, misrepresentations, or the override of internal control.
- Obtain an understanding of internal control relevant to the audit in order to design audit procedures that are appropriate in the circumstances, but not for the purpose of expressing an opinion on the effectiveness of the Group's internal control.
- Evaluate the appropriateness of accounting policies used and the reasonableness of accounting estimates and related disclosures made by management.
- Conclude on the appropriateness of management's use of the going concern basis of accounting and, based on the audit evidence obtained, whether a material uncertainty exists related to events or conditions that may cast significant doubt on the Group's ability to continue as a going concern. If we conclude that a material uncertainty exists, we are required to draw attention in our auditors' report to the related disclosures in the consolidated financial statements or, if such disclosures are inadequate, to modify our opinion. Our conclusions are based on the audit evidence obtained up to the date of our auditors' report. However, future events or conditions may cause the Group to cease to continue as a going concern.



- Evaluate the overall presentation, structure and content of the consolidated financial statements, including the disclosures, and whether the consolidated financial statements represent the underlying transactions and events in a manner that achieves fair presentation.
- Plan and perform the group audit to obtain sufficient appropriate audit evidence regarding the financial information of the entities or business units within the Group as a basis for forming an opinion on the group financial statements. We are responsible for the direction, supervision and review of the audit work performed for purposes of the group audit. We remain solely responsible for our audit opinion.

We communicate with those charged with governance regarding, among other matters, the planned scope and timing of the audit and significant audit findings, including any significant deficiencies in internal control that we identify during our audit.

We also provide those charged with governance with a statement that we have complied with relevant ethical requirements regarding independence, and communicate with them all relationships and other matters that may reasonably be thought to bear on our independence, and where applicable, actions taken to eliminate threats or safeguards applied.

From the matters communicated with those charged with governance, we determine those matters that were of most significance in the audit of the consolidated financial statements of the current period and are therefore the key audit matter. We describe these matters in our auditors' report unless law or regulation precludes public disclosure about the matter or when, in extremely rare circumstances, we determine that a matter should not be communicated in our report because the adverse consequences of doing so would reasonably be expected to outweigh the public interest benefits of such communication.

The engagement partner on the audit resulting in this independent auditors' report is Vernilo G. Yu.

R.G. MANABAT & CO.

VERNILO G. YU

Partner

CPA License No.

Tax Identification No.

BIR Accreditation No. 08-001987-035-2024

Issued March 26, 2024; valid until March 26, 2027

PTR No. MKT 10467162

Issued January 2, 2025 at Makati City

March 12, 2025

Makati City, Metro Manila

ASIAN TERMINALS, INC. AND ITS SUBSIDIARIES
CONSOLIDATED STATEMENTS OF FINANCIAL POSITION
(Amounts in Thousands)

		December 31	
	Note	2024	2023
ASSETS			
Current Assets			
Cash and cash equivalents	6, 24, 25	P4,812,172	P5,424,938
Trade and other receivables - net	7, 20, 24, 25	1,307,654	830,653
Spare parts and supplies	18	1,097,633	1,066,535
Prepaid expenses	8	3,412,316	2,776,433
Total Current Assets		10,629,775	10,098,559
Noncurrent Assets			
Investment in an associate	9	59,567	65,436
Property and equipment - net	10	2,712,806	2,511,749
Intangible assets - net	11	22,516,355	21,595,130
Right-of-use assets - net	23	659,303	726,211
Deferred tax assets - net	13	1,087,537	1,002,295
Other noncurrent assets	12	82,201	73,551
Total Noncurrent Assets		27,117,769	25,974,372
		P37,747,544	P36,072,931
LIABILITIES AND EQUITY			
Current Liabilities			
Trade and other payables	14, 20, 24, 25	P3,141,727	P2,934,416
Provisions for claims	15	67,188	58,873
Port concession rights payable - current portion	23, 24, 25	469,627	455,254
Income and other taxes payable		221,061	100,052
Lease liabilities - current portion	20, 23, 24	14,193	46,615
Total Current Liabilities		3,913,796	3,595,210
Noncurrent Liabilities			
Port concession rights payable - net of current portion	23, 24, 25	6,829,421	7,011,351
Pension liability - net	21	318,043	236,779
Lease liabilities - net of current portion	20, 23, 24	664,149	678,189
Total Noncurrent Liabilities		7,811,613	7,926,319
		11,725,409	11,521,529

Forward

		December 31	
	Note	2024	2023
Equity			
Equity Attributable to Equity Holders of the Parent Company			
Capital stock		P2,000,000	P2,000,000
Additional paid-in capital		264,300	264,300
Treasury shares		(34,771)	-
Retained earnings		23,781,109	22,276,607
Fair value reserve		(5,820)	(5,820)
	16, 24	26,004,818	24,535,087
Non-controlling Interest		17,317	16,315
Total Equity		26,022,135	24,551,402
		P37,747,544	P36,072,931

See Notes to the Consolidated Financial Statements.

ASIAN TERMINALS, INC. AND ITS SUBSIDIARIES
CONSOLIDATED STATEMENTS OF INCOME
(Amounts in Thousands, Except Per Share Data)

		Years Ended December 31		
	Note	2024	2023	2022
REVENUES FROM OPERATIONS	26	P16,541,728	P15,451,800	P13,622,704
GOVERNMENT SHARE IN REVENUES	17	(2,969,505)	(2,669,519)	(2,468,762)
		13,572,223	12,782,281	11,153,942
COSTS AND EXPENSES EXCLUDING GOVERNMENT SHARE IN REVENUES	18, 20, 21	(7,075,823)	(6,628,665)	(6,176,412)
OTHER INCOME AND EXPENSES				
Finance income		175,368	189,142	45,496
Finance cost		(468,322)	(503,531)	(505,572)
Others - net		(212,554)	40,328	(529,694)
	19	(505,508)	(274,061)	(989,770)
CONSTRUCTION REVENUES	11	2,400,314	1,920,973	1,928,019
CONSTRUCTION COSTS	11	(2,400,314)	(1,920,973)	(1,928,019)
		-	-	-
INCOME BEFORE INCOME TAX		5,990,892	5,879,555	3,987,760
INCOME TAX EXPENSE	13	1,464,810	1,441,737	959,604
NET INCOME		P4,526,082	P4,437,818	P3,028,156
Income Attributable to				
Equity holders of the Parent Company		P4,524,533	P4,435,986	P3,024,811
Non-controlling interest		1,549	1,832	3,345
		P4,526,082	P4,437,818	P3,028,156
Basic/Diluted Earnings per Share Attributable to Equity Holders of the Parent Company	22	P2.26	P2.22	P1.51

See Notes to the Consolidated Financial Statements.

ASIAN TERMINALS, INC. AND ITS SUBSIDIARIES
CONSOLIDATED STATEMENTS OF COMPREHENSIVE INCOME
(Amounts in Thousands)

		Years Ended December 31		
	<i>Note</i>	2024	2023	2022
NET INCOME FOR THE YEAR		P4,526,082	P4,437,818	P3,028,156
OTHER COMPREHENSIVE INCOME (LOSS)				
<i>Item that will never be reclassified to profit or loss</i>				
Actuarial gains (losses) on pension liability	21	(26,664)	(62,687)	14,663
Tax on item taken directly to equity	13	6,666	15,672	(3,666)
OTHER COMPREHENSIVE INCOME (LOSS) FOR THE YEAR - Net of tax		(19,998)	(47,015)	10,997
TOTAL COMPREHENSIVE INCOME		P4,506,084	P4,390,803	P3,039,153
Total Comprehensive Income Attributable to				
Equity holders of the Parent Company		P4,504,502	P4,388,988	P3,035,751
Non-controlling interest		1,582	1,815	3,402
		P4,506,084	P4,390,803	P3,039,153

See Notes to the Consolidated Financial Statements.

ASIAN TERMINALS, INC. AND ITS SUBSIDIARIES
CONSOLIDATED STATEMENTS OF CHANGES IN EQUITY
(Amounts in Thousands, Except Per Share Data)

Years Ended December 31

Attributable to Equity Holders of the Parent Company										
		Retained Earnings								
	Note	Capital Stock	Additional Paid-in Capital	Treasury Shares	Appropriated	Unappropriated	Fair Value Reserve	Total	Non-controlling Interest	Total Equity
Balance at January 1, 2024		P2,000,000	P264,300	P -	P19,000,000	P3,276,607	(P5,820)	P24,535,087	P16,315	P24,551,402
Cash dividends - P1.50 a share	16	-	-	-	-	(3,000,000)	-	(3,000,000)	(580)	(3,000,580)
Purchase of treasury shares	16	-	-	(34,771)	-	-	-	(34,771)	-	(34,771)
Reversal of appropriation of retained earnings	16	-	-	-	(3,000,000)	3,000,000	-	-	-	-
Appropriations during the year for port development	16	-	-	-	2,300,000	(2,300,000)	-	-	-	-
Appropriations for share buyback	16	-	-	-	2,000,000	(2,000,000)	-	-	-	-
Net income for the year		-	-	-	-	4,524,533	-	4,524,533	1,549	4,526,082
Other comprehensive income: Actuarial loss - net of tax	21	-	-	-	-	(20,031)	-	(20,031)	33	(19,998)
Balance at December 31, 2024		P2,000,000	P264,300	(P34,771)	P20,300,000	P3,481,109	(P5,820)	P26,004,818	P17,317	P26,022,135
Balance at January 1, 2023		P2,000,000	P264,300	P -	P16,400,000	P3,487,619	(P5,820)	P22,146,099	P15,080	P22,161,179
Cash dividends - P1.00 a share	16	-	-	-	-	(2,000,000)	-	(2,000,000)	(580)	(2,000,580)
Reversal of appropriation of retained earnings	16	-	-	-	(2,400,000)	2,400,000	-	-	-	-
Appropriations during the year	16	-	-	-	5,000,000	(5,000,000)	-	-	-	-
Net income for the year		-	-	-	-	4,435,986	-	4,435,986	1,832	4,437,818
Other comprehensive income: Actuarial loss - net of tax	21	-	-	-	-	(46,998)	-	(46,998)	(17)	(47,015)
Balance at December 31, 2023		P2,000,000	P264,300	P -	P19,000,000	P3,276,607	(P5,820)	P24,535,087	P16,315	P24,551,402

Forward

Years Ended December 31

Years Ended December 31										
		Attributable to Equity Holders of the Parent Company								
		Retained Earnings								
	Note	Capital Stock	Additional Paid-in Capital	Treasury Shares	Appropriated	Unappropriated	Fair Value Reserve	Total	Non-controlling Interest	Total Equity
Balance at January 1, 2022		P2,000,000	P264,300	P -	P15,100,000	P3,367,868	(P5,820)	P20,726,348	P12,258	P20,738,606
Cash dividends - P0.808 a share	16	-	-	-	-	(1,616,000)	-	(1,616,000)	(580)	(1,616,580)
Reversal of appropriation of retained earnings	16	-	-	-	(2,000,000)	2,000,000	-	-	-	-
Appropriations during the year	16	-	-	-	3,300,000	(3,300,000)	-	-	-	-
Net income for the year		-	-	-	-	3,024,811	-	3,024,811	3,345	3,028,156
Other comprehensive income:										
Actuarial gain - net of tax	21	-	-	-	-	10,940	-	10,940	57	10,997
Balance at December 31, 2022		P2,000,000	P264,300	P -	P16,400,000	P3,487,619	(P5,820)	P22,146,099	P15,080	P22,161,179

See Notes to the Consolidated Financial Statements.

ASIAN TERMINALS, INC. AND ITS SUBSIDIARIES
CONSOLIDATED STATEMENTS OF CASH FLOWS
(Amounts in Thousands)

		Years Ended December 31		
	Note	2024	2023	2022
CASH FLOWS FROM OPERATING ACTIVITIES				
Income before income tax		P5,990,892	P5,879,555	P3,987,760
Adjustments for:				
Depreciation and amortization	10, 11, 18, 23	2,041,757	1,989,066	1,908,756
Finance cost	19, 21, 23	468,322	503,531	505,572
Net unrealized foreign exchange losses (gains)		174,105	(102,127)	411,159
Current service cost	21	46,504	39,193	45,664
Provision for spare parts and supplies obsolescence	18	-	10,000	-
Provision for claims	15	11,305	48	832
Finance income	19	(175,368)	(189,142)	(45,496)
Equity in net earnings of an associate	9, 19	(40,700)	(38,812)	(32,374)
Gain on disposals of:				
Property and equipment	19	(4,502)	(5,359)	(728)
Intangible assets	19	-	-	(5,688)
Operating income before working capital changes		8,512,315	8,085,953	6,775,457
Decrease (increase) in:				
Trade and other receivables		(479,729)	74,256	(96,756)
Spare parts and supplies		(31,098)	4,921	(145,978)
Prepaid expenses		(635,883)	(273,170)	(354,254)
Increase (decrease) in:				
Trade and other payables		45,474	(310,979)	827,752
Provisions for claims		(2,990)	(2,219)	(3,004)
Income and other taxes payable		(23,967)	(118,513)	6,376
Cash generated from operations		7,384,122	7,460,249	7,009,593
Finance income received		178,096	190,218	45,496
Income tax paid		(1,398,410)	(1,444,548)	(1,066,262)
Contributions to retirement funds	21	(4,314)	(84,505)	(74,978)
Finance cost paid		(38,681)	(54,208)	(27,013)
Net cash provided by operating activities		6,120,813	6,067,206	5,886,836

Forward

Years Ended December 31				
	Note	2024	2023	2022
CASH FLOWS FROM INVESTING ACTIVITIES				
Acquisitions of:				
Intangible assets	11	(P2,365,287)	(P1,939,908)	(P1,986,879)
Property and equipment	10	(440,926)	(262,665)	(829,665)
Proceeds from disposals of:				
Intangible assets		-	-	6,260
Property and equipment		5,054	97,935	1,760
Dividends received	9, 20	46,569	28,658	35,465
Decrease (increase) in:				
Other noncurrent assets		-	-	26,083
Deposits		(8,650)	13,208	(10,805)
Net cash used in investing activities		(2,763,240)	(2,062,772)	(2,757,781)
CASH FLOWS FROM FINANCING ACTIVITIES				
Payments of:				
Cash dividends	16	(3,000,000)	(2,000,000)	(1,616,000)
Cash dividends to non-controlling interest		(580)	(580)	(580)
Ports concession rights payable	23	(805,235)	(972,915)	(799,238)
Lease liabilities	23	(174,062)	(192,288)	(223,176)
Purchase of treasury shares	16	(34,771)	-	-
Net cash used in financing activities		(4,014,648)	(3,165,783)	(2,638,994)
NET INCREASE (DECREASE) IN CASH AND CASH EQUIVALENTS		(657,075)	838,651	490,061
EFFECT OF FOREIGN EXCHANGE RATE CHANGES ON CASH AND CASH EQUIVALENTS		44,309	(13,980)	156,040
CASH AND CASH EQUIVALENTS AT BEGINNING OF YEAR	6	5,424,938	4,600,267	3,954,166
CASH AND CASH EQUIVALENTS AT END OF YEAR	6	P4,812,172	P5,424,938	P4,600,267

See Notes to the Consolidated Financial Statements.

ASIAN TERMINALS, INC. AND ITS SUBSIDIARIES
NOTES TO THE CONSOLIDATED FINANCIAL STATEMENTS
(Amounts in Thousands, Except Per Share Data)

1. Reporting Entity

Asian Terminals, Inc. (ATI or the "Parent Company") was incorporated in the Philippines and registered with the Philippine Securities and Exchange Commission (SEC) on July 9, 1986. The consolidated financial statements comprise the financial statements of the Parent Company and its Subsidiaries, ATI Batangas, Inc. (ATIB) and Tanza Container Terminal, Inc. (TCTI), (collectively referred to as the "Group"). The Parent Company is a public company under Section 17.2 of the Securities Regulation Code and its shares are listed on the Philippine Stock Exchange, Inc. (PSE). DP World Australia (POAL) Pty. Ltd. directly owns 17.32% of the total outstanding capital stock of ATI.

The Group operates and manages the South Harbor Port of Manila and the Port of Batangas in Batangas City. The registered office address of the Parent Company is at A. Bonifacio Drive, Port Area, Manila.

2. Operating Contracts

Following are the Group's operating contracts:

a. South Harbor, Port of Manila

ATI's exclusive right to manage, operate and develop South Harbor was renewed for a period of 25 years from May 19, 2013 to May 18, 2038 pursuant to the Third Supplement to the Contract for Cargo Handling and Related Services (the "Third Supplement") with the Philippine Ports Authority (PPA) dated October 19, 2007 (see Note 23).

b. Port of Batangas

On January 18, 2010, the PPA issued to ATI the Notice to Award the Contract for the Management, Operation, Maintenance, Development and Promotion of the Container Terminal "A-1," Phase II of the Port of Batangas for a period of 25 years. The Contract was signed on March 25, 2010. The Notice to Proceed dated June 16, 2010 allowed ATI to start and commence operations at the Terminal on July 1, 2010.

On October 2, 2015, ATI and ATIB signed a Contract with PPA for the Management, Operation, Maintenance and Development of Phase I, Port of Batangas with a term from October 1, 2015 until September 30, 2025.

In December 2019, ATI and ATIB signed a Contract with PPA for the extension of the term from 2025 to 2035 (see Note 23).

3. Basis of Preparation

Statement of Compliance

The consolidated financial statements have been prepared in compliance with Philippine Financial Reporting Standards (PFRS) Accounting Standards. PFRS Accounting Standards are based on International Financial Reporting Standards Accounting Standards issued by the International Accounting Standards Board (IASB). PFRS Accounting Standards which are issued by the Philippine Financial and Sustainability Reporting Standards Council (FSRSC), consist of PFRS Accounting Standards, Philippine Accounting Standards (PASs), and Philippine Interpretations.

The consolidated financial statements were authorized for issue by the Board of Directors (BOD) on February 20, 2025.

Basis of Measurement

The consolidated financial statements of the Group have been prepared on a historical cost basis except for the following items, which are measured on an alternative basis on each reporting date:

Items	Measurement Bases
Equity investments at Fair Value through Other Comprehensive Income (FVOCI)	Fair value
Pension liability	The present value of the defined benefit obligation less the fair value of plan assets.

Functional and Presentation Currency

The consolidated financial statements are presented in Philippine peso, which is the Group's functional currency. All amounts have been rounded off to the nearest thousand pesos (P000), except when otherwise indicated.

Basis of Consolidation

The consolidated financial statements comprise the financial statements of ATI, ATIB, TCTI and the Group's interest in an associate accounted for under the equity method of accounting. ATIB is a 99.17% owned subsidiary as at December 31, 2024 and 2023. TCTI was incorporated on January 18, 2018, and a 100% owned subsidiary as at December 31, 2024 and 2023.

The financial statements of ATIB and TCTI are prepared for the same financial reporting year as ATI, using uniform accounting policies for like transactions and other events in similar circumstances.

All intra-group balances, transactions, income and expenses resulting from intra-group transactions are eliminated in full.

TCTI is fully consolidated from the date of incorporation. ATIB is fully consolidated from the date of acquisition, being the date when ATI obtained control, and continues to be consolidated until the date that such control ceases.

Non-controlling interest represents the portion of profit and loss and net assets in ATIB not held by ATI and are presented separately in the consolidated statements of income, consolidated statements of comprehensive income, consolidated statements of changes in equity, and within equity in the consolidated statements of financial position.

4. Summary of Material Accounting Policies

The accounting policies set out below have been applied consistently to all years presented in these consolidated financial statements, except if mentioned otherwise.

Adoption of Amendments to a Standard

The Group has adopted the following amendments to a standard starting January 1, 2024 and accordingly, changed its accounting policies. Except as otherwise indicated, the adoption did not have any significant impact on the Group's consolidated financial statements.

- *Classification of Liabilities as Current or Noncurrent - 2020 amendments and Non-Current Liabilities with Covenants - 2022 amendments (Amendments to PAS 1, Presentation of Financial Statements)*. To promote consistency in application and clarify the requirements on determining whether a liability is current or noncurrent, the amendments:
 - removed the requirement for a right to defer settlement of a liability for at least twelve months after the reporting period to be unconditional and instead requires that the right must have substance and exist at the end of the reporting period;
 - clarified that only covenants with which a company must comply on or before the reporting date affect the classification of a liability as current or non-current and covenants with which the entity must comply after the reporting date do not affect a liability's classification at that date;
 - provided additional disclosure requirements for non-current liabilities subject to conditions within twelve months after the reporting period to enable the assessment of the risk that the liability could become repayable within twelve months; and
 - clarified that settlement of a liability includes transferring an entity's own equity instruments to the counterparty, but conversion options that are classified as equity do not affect classification of the liability as current or noncurrent.

New Standards and Amendments to Standards Issued but Not Yet Adopted

A number of new standards and amendments to standards are effective for annual periods beginning after January 1, 2024. However, the Group has not early adopted the following new standards and amendments to standards in preparing these consolidated financial statements. Unless otherwise stated, none of these are expected to have a significant impact on the Group's consolidated financial statements.

Effective January 1, 2026

- *Amendments to the Classification and Measurement of Financial Instruments (Amendments to PFRS 9, Financial Instruments and PFRS 7, Financial Instruments: Disclosures)*. The amendments relate to the date of recognition and derecognition, classification of financial assets, contractually linked instruments and non-recourse features, and disclosures on investments in equity instruments.

Date of recognition and derecognition. The amendments clarified that:

- a financial asset or financial liability is recognized on the date on which the entity becomes party to the contractual provisions of the instrument unless the regular way exemption applies;
- a financial asset is derecognized on the date on which the contractual rights to cash flows expire or the asset is transferred; and
- a financial liability is derecognized on the settlement date, which is the date on which the liability is extinguished because the obligation specified in the contract is discharged or cancelled or expires or the liability otherwise qualifies for derecognition.

However, the amendments provide an exception for the derecognition of financial liabilities where an entity may choose to derecognize a financial liability that is settled using an electronic payment system before the settlement date if, and only if, the entity has initiated the payment instruction that resulted in:

- the entity having no practical ability to withdraw, stop or cancel the payment instruction;
- the entity having no practical ability to access the cash to be used for settlement as a result of the payment instruction; and
- the settlement risk associated with the electronic payment system is insignificant.

Entities may choose to apply the exception on a system-by-system basis.

Classification of financial assets. The amendments related to classification of financial assets introduces an additional test to assess whether the solely payments of principal and interest (SPPI) criterion is met for financial assets with contingent features that are not related directly to a change in basic lending risks or costs.

The amendments clarified that when a contingent feature gives rise to contractual cash flows that are consistent with a basic lending arrangement both before and after the change in contractual cash flows, but the nature of the contingent event itself does not relate directly to changes in basic lending risks and costs, the financial asset has contractual cash flows that are SPPI if, and only if, in all contractually possible scenarios, the contractual cash flows would not be significantly different from the contractual cash flows on a financial instrument with identical contractual terms, but without such a contingent feature.

Additional disclosures are required for all financial assets and financial liabilities that have certain contingent features that are not related directly to a change in basic lending risks or costs and are not measured at fair value through profit or loss.

Contractually linked instruments and non-recourse features. The amendments clarify the key characteristics of contractually linked instruments (CLIs) and how they differ from financial assets with non-recourse features. The amendments also include factors that a company needs to consider when assessing the cash flows underlying a financial asset with non-recourse features (the 'look through' test). For example, it clarifies that a financial asset has non-recourse features if an entity's ultimate right to receive cash flows is contractually limited to the cash flows generated by specified assets; that CLIs have non-recourse features, but not all financial assets with non-recourse features are CLIs; and that the underlying pool of instruments of CLIs may include financial assets outside the scope of IFRS 9.

Disclosures on investments in equity instruments. The amendments require additional disclosures for investments in equity instruments that are measured at fair value with gains or losses presented in other comprehensive income (FVOCI). The entity discloses for each class of investment the fair value gain or loss presented in other comprehensive income during the period, showing separately the fair value gain or loss related to investments derecognized during the reporting period and the fair value gain or loss related to investments held at the end of the reporting period. It also discloses any transfers of the cumulative gain or loss within equity during the reporting period related to investments derecognized during that reporting period.

The amendments apply for reporting periods beginning on or after January 1, 2026. Earlier application is permitted. Entities may choose to early-adopt the amendments for the recognition and derecognition of financial assets and financial liabilities separately from the other amendments.

- *Annual Improvements to PFRS Accounting Standards - Volume 11.* This cycle of improvements contains amendments to five standards, of which are applicable to the Group:
 - *Gain or Loss on Derecognition (Amendments to PFRS 7, Financial Instruments: Disclosure).* The amendments replaced the reference to 'inputs that were not based on observable market data' in the obsolete paragraph 27A of PFRS 7, with reference to 'unobservable inputs' in paragraphs 72-73 of PFRS 13, *Fair Value Measurement*.
 - *Introduction, Disclosure of Difference Between Fair Value and Transaction Price, and Credit Risk Disclosures (Amendments to Guidance on implementing PFRS 7, Financial Instruments: Disclosure).* The amendments:
 - clarified that the Guidance on implementing PFRS 7 does not necessarily illustrate all the requirements in the referenced paragraphs of PFRS 7;
 - made the wordings on the disclosure of deferred difference between fair value and transaction price in paragraph IG14 of PFRS 7 consistent with the requirements in paragraph 28 of PFRS 7 and with the concepts in PFRS 9, *Financial Instruments* and PFRS 13, *Fair Value Measurement*; and
 - simplified the wordings on credit risk disclosures in paragraph IG20B that the illustration does not include financial assets that are purchased or originated credit impaired.

- *Derecognition of Lease Liabilities and Transaction Price (Amendments to PFRS 9, Financial Instruments)*. The amendments:
 - added a cross-reference to clarify that when a lessee has determined that a lease liability has been extinguished in accordance with PFRS 9, the lessee applies the requirement that the difference between the carrying amount of a financial liability (or part of a financial liability) extinguished or transferred to another party and the consideration paid, including any non-cash assets transferred or liabilities assumed, shall be recognized in profit or loss; and
 - replaced the term 'their transaction price (as defined in IFRS 15)' with 'the amount determined by applying IFRS 15' because a receivable might be initially measured at an amount that differs from the transaction price recognized as revenue, for example, when you recognize full amount for consideration that's unconditionally receivable but at the same time recognize expected refund liability with respect to retrospective rebates. Consequently, the definition of the transaction price has been deleted.
- *Determination of 'De Facto Agent' (Amendments to PFRS 10, Consolidated Financial Statements)*. The amendments revised the wording on whether a party is a de facto agent when directed by 'those that direct the activities of the investor' to be non-conclusive given this may require judgement.
- *Cost Method (Amendments to PAS 7, Statement of Cash Flows)*. The amendments replaced the term 'cost method' with 'at cost' given the definition of 'cost method' has previously been removed from PFRS Accounting Standards.

The amendments apply for annual reporting periods beginning on or after January 1, 2026. Earlier application is permitted. The amendment on derecognition of lease liabilities applies only to lease liabilities extinguished on or after the beginning of the annual reporting period in which the amendment is first applied.

Effective January 1, 2027

- *PFRS 18, Presentation and Disclosure in Financial Statements will replace PAS 1, Presentation of Financial Statements* and aims to provide greater consistency in presentation of the income and cash flow statements, and more disaggregated information.
- *A more structured income statement.* PFRS 18 promotes a more structured income statement. It introduces a newly defined 'operating profit or loss' and 'profit or loss before financing and income tax' subtotals, and a requirement for all income and expenses to be classified into three new distinct categories - operating, investing, and financing - based on a company's main business activities. PFRS 18 also requires companies to analyze their operating expenses directly on the face of the income statement - either by nature, by function or on a mixed basis. Companies need to choose the presentation method that provides the 'most useful structured summary' of those expenses. New disclosures apply if any operating expenses are presented by function.

- *Management-defined performance measures.* PFRS 18 provides a definition for management-defined performance measures (MPMs) and introduces specific disclosure requirements. MPMs are subtotals of income and expenses that are used in public communications outside the financial statements, communicate management's view of an aspect of the financial performance of the entity as a whole and are not a required subtotal or a common income and expense subtotal listed in PFRS 18. For each MPM presented, companies will need to explain in a single note to the financial statements why the measure provides useful information and how it is calculated, and to reconcile it to an amount determined under PFRS Accounting Standards.
- *Greater disaggregation of information.* PFRS 18 provides enhanced guidance on how companies group information in the financial statements, including newly defined roles of the primary financial statements and the notes, principles of aggregation and disaggregation based on shared and non-shared characteristics, and specific guidance for labelling and describing items in a way that faithfully represents an item's characteristics.

PFRS 18 also now require goodwill to be presented as a line item in the statement of financial position.

Consequential amendments to PAS 7, *Statement of Cash Flows* requires the use of the operating profit or loss subtotal as the starting point when presenting operating cash flows under the indirect method and eliminate the options for classifying interest and dividend cash flows.

PFRS 18 also amends PAS 33, *Earnings per Share* to permit companies to disclose additional amounts per share using as numerator a required income and expenses total or subtotal, a common subtotal listed in PFRS 18 or an MPM disclosed by the entity.

PFRS 18 applies for annual reporting periods beginning on or after January 1, 2027, with earlier application permitted. It applies retrospectively in accordance with PAS 8, *Accounting Policies, Changes in Accounting Estimates and Errors*. Specific reconciliations are required to be disclosed. Eligible entities including venture capital organizations, mutual funds and some insurers will be allowed to change their election for measuring investments in associates and joint ventures from equity method to fair value through profit or loss.

Deferral of the local implementation of Amendments to PFRS 10 and PAS 28: *Sale or Contribution of Assets between an Investor and its Associate or Joint Venture*

- *Sale or Contribution of Assets between an Investor and its Associate or Joint Venture (Amendments to PFRS 10, Consolidated Financial Statements and PAS 28, Investments in Associates and Joint Ventures).* The amendments address an inconsistency between the requirements in PFRS 10 and in PAS 28, in dealing with the sale or contribution of assets between an investor and its associate or joint venture.

The amendments require that a full gain or loss is recognized when a transaction involves a business (whether it is housed in a subsidiary or not). A partial gain or loss is recognized when a transaction involves assets that do not constitute a business, even if these assets are housed in a subsidiary.

Originally, the amendments apply prospectively for annual periods beginning on or after January 1, 2016, with early adoption permitted. However, on January 13, 2016, the Financial Reporting Standards Council decided to postpone the effective date of these amendments until the International Accounting Standards Board has completed its broader review of the research project on equity accounting that may result in the simplification of accounting for such transactions and of other aspects of accounting for associates and joint ventures.

Financial Instruments

Non-derivative Financial Instruments. Non-derivative financial instruments consist of cash and cash equivalents, trade and other receivables, deposits, equity securities, trade and other payables (except for statutory payables), port concession rights payable and lease liabilities.

Recognition and Initial Measurement. Trade receivables and debt securities issued are initially recognized when they are originated. All other financial assets and financial liabilities are initially recognized when the Group becomes a party to the contractual provisions of the instrument.

A financial asset (unless it is a trade receivable without a significant financing component) or financial liability is initially measured at fair value plus, for an item not at Fair Value through Profit or Loss (FVTPL), transaction costs that are directly attributable to its acquisition or issue. A trade receivable without a significant financing component is initially measured at the transaction price.

Financial Assets

The Group's financial assets at amortized cost include cash and cash equivalents, trade and other receivables, and deposits.

A financial asset is measured at amortized cost using the effective interest method if it meets both of the following conditions and is not designated as at FVTPL:

- It is held within a business model whose objective is to hold assets to collect contractual cash flows; and
- Its contractual terms give rise on specified dates to cash flows that are solely payments of principal and interest on the principal amount outstanding.

The amortized cost is reduced by impairment losses. Interest income, foreign exchange gains and losses and impairment are recognized in profit or loss. Any gain or loss on derecognition is recognized in profit or loss.

Cash includes cash on hand and in banks which are stated at face value. Cash equivalents are short-term, highly liquid investments that are readily convertible to known amounts of cash with original maturities of three months or less from dates of acquisition and are subject to an insignificant risk of changes in value.

On initial recognition of an equity investment that is not held for trading, the Group may irrevocably elect to present subsequent changes in the investment's fair value in OCI. This election is made on an investment-by-investment basis. The accumulated fair value reserves are never reclassified to profit or loss. Dividends are recognized as income in profit or loss unless it clearly represents a recovery of the cost of investment.

Included in this category is the Group's equity instruments (included under other noncurrent assets).

Business Model Assessment. The Group makes an assessment of the objective of the business model in which a financial asset is held at a portfolio level because this best reflects the way the business is managed and information is provided to management. The information considered includes:

- a. the stated policies and objectives for the portfolio and the operation of those policies in practice. These include whether management's strategy focuses on earning contractual interest income, maintaining a particular interest rate profile, matching the duration of the financial assets to the duration of any related liabilities or expected cash outflows or realizing cash flows through the sale of the assets;
- b. how the performance of the portfolio is evaluated and reported to the Group's management;
- c. the risks that affect the performance of the business model (and the financial assets held within that business model) and how those risks are managed;
- d. how managers of the business are compensated - e.g., whether compensation is based on the fair value of the assets managed or the contractual cash flows collected; and
- e. the frequency, volume and timing of sales of financial assets in prior periods, the reasons for such sales and expectations about future sales activity.

Solely Payments of Principal and Interest Assessment. Principal is defined as the fair value of the financial asset on initial recognition. 'Interest' is defined as consideration for the time value of money and for the credit risk associated with the principal amount outstanding during a particular period of time and for other basic lending risks and costs (e.g. liquidity risk and administrative costs), as well as a profit margin. In assessing whether the contractual cash flows are solely payments of principal and interest, the Group considers the contractual terms of the instrument. This includes assessing whether the financial asset contains a contractual term that could change the timing or amount of contractual cash flows such that it would not meet this condition. In making this assessment, the Group considers:

- contingent events that would change the amount or timing of cash flows;
- terms that may adjust the contractual coupon rate, including variable-rate features;
- prepayment and extension features; and
- terms that limit the Group's claim to cash flows from specified assets (e.g. non-recourse features).

Financial Liabilities

Classification, Subsequent Measurement and Gains and Losses. Financial liabilities are classified as measured at amortized cost or FVTPL. A financial liability is classified as at FVTPL if it is classified as held-for-trading, it is a derivative or it is designated as such on initial recognition. Financial liabilities at FVTPL are measured at fair value and net gains and losses, including any interest expense, are recognized in profit or loss. Other financial liabilities are subsequently measured at amortized cost using the effective interest method. Interest expense and foreign exchange gains and losses are recognized in profit or loss. Any gain or loss on derecognition is also recognized in profit or loss.

Included under other financial liabilities are the Group's trade and other payables (except for due to government agencies) port concession rights payable and lease liabilities.

Impairment of Financial Assets

PFRS 9, *Financial Instruments* introduced the 'expected credit loss' (ECL) impairment model which is applicable to financial assets measured at amortized cost, contract assets and debt investments at FVOCI, but not to investments in equity instruments.

ECL is the probability-weighted estimate of credit losses over the expected life of the financial instrument, representing the present value of expected cash shortfalls. The Group applies either a 12-month ECL or a lifetime ECL. Lifetime ECL applies to the financial assets that have experienced a significant increase in credit risk or are already credit-impaired. The Group's approach to ECL measurement is described in Note 24.

The Group considers the probability of default upon initial recognition of asset and whether there has been a significant increase in credit risk on an ongoing basis throughout each reporting period. To assess whether there is a significant increase in credit risk the Group compares the risk of a default occurring on the asset as at the reporting date with the risk of default as at the date of initial recognition. It considers available reasonable and supportive forwarding-looking information. Especially the following indicators are incorporated:

- Internal credit rating;
- External credit rating (as far as available);
- Actual or expected significant adverse changes in business, financial or economic conditions that are expected to cause a significant change to the debtor's ability to meet its obligations;
- Actual or expected significant changes in the operating results of the debtor;
- Significant increases in credit risk on other financial instruments of the same debtor; and
- Significant changes in the expected performance and behaviour of the debtor, including changes in the payment status of debtor and changes in the operating results of the debtor.

Regardless of the analysis above, a significant risk in credit risk is presumed if a debtor is more than 30 days past due in making a contractual payment.

A default on a financial asset is when the counterparty fails to make contractual payments within 75 days of when they fall due. A financial asset is credit-impaired when an event that has a detrimental impact on the estimated future cash flows have occurred. Evidence that a financial asset is credit-impaired includes the following observable data:

- significant financial difficulty of the borrower or issuer;
- a breach of contract such as default or being more than 75 days past due;
- the restructuring of a loan or advance by the Group on terms that the Group would not consider otherwise;

- it is probable that the borrower will enter bankruptcy or either financial reorganization; or
- the disappearance of an active market for a security because of financial difficulties.

Financial assets are written off when there is no reasonable expectation of recovery. The Group categorizes a loan or receivable for write off when a debtor fails to make payments or when it is no longer probable that the receivable will be collected. Where loans or receivables have been written off, the Group continues to engage in enforcement activity to attempt to recover the receivable due. Where recoveries are made, these are recognized in profit or loss.

Offsetting of Financial Assets and Liabilities

Financial assets and financial liabilities are offset and the net amount is reported in the consolidated statements of financial position if, and only if, there is a currently enforceable legal right to offset the recognized amounts and there is an intention to settle on a net basis, or to realize the asset and settle the liability simultaneously.

This is not generally the case with master netting agreements, and the related assets and liabilities are presented gross in the consolidated statements of financial position.

Derecognition of Financial Instruments

Financial Assets. A financial asset (or, where applicable, a part of a financial asset or a part of a group of similar financial assets) is derecognized when:

- the rights to receive cash flows from the asset have expired;
- the Group retains the right to receive cash flows from the asset, but has assumed an obligation to pay them in full without material delay to a third party under a “pass-through” arrangement; or
- the Group has transferred its rights to receive cash flows from the asset and either: (a) has transferred substantially all the risks and rewards of the asset; or (b) has neither transferred nor retained substantially all the risks and rewards of the asset, but has transferred control of the asset.

When the Group has transferred its rights to receive cash flows from an asset or has entered into a ‘pass-through’ arrangement, and has neither transferred nor retained substantially all the risks and rewards of the asset nor transferred control of the asset, the asset is recognized to the extent of the Group’s continuing involvement in the asset. Continuing involvement that takes the form of a guarantee over the transferred asset is measured at the lower of the original carrying amount of the asset and the maximum amount of consideration that the Group could be required to pay.

Financial Liabilities. A financial liability is derecognized when the obligation under the liability is discharged, cancelled or has expired.

When an existing financial liability is replaced by another from the same lender on substantially different terms, or the terms of an existing liability are substantially modified, such an exchange or modification is treated as a derecognition of the original liability and the recognition of a new liability, and the difference in the respective carrying amounts is recognized in profit or loss.

Determination of Fair Values

A number of the Group's accounting policies and disclosures require the determination of fair value, for both financial and nonfinancial assets and liabilities. Fair values have been determined for measurement and/or disclosure purposes, when necessary, based on the market values, being the estimated amount for which assets could be exchanged on the date of the valuation between a willing buyer and a willing seller in an arm's length transaction after proper marketing wherein the parties had each acted knowledgeably, prudently and without compulsion. When applicable, further information about the assumptions made in determining fair values is disclosed in the notes specific to that asset or liability.

The different levels of fair value of financial instruments carried at fair value, by valuation method have been defined as follows:

- Level 1: quoted prices (unadjusted) in active markets for identical assets or liabilities;
- Level 2: inputs other than quoted prices included within Level 1 that are observable for the asset or liability, either directly (i.e., as prices) or indirectly (i.e., derived from prices); and
- Level 3: inputs for the asset or liability that are not based on observable market data (unobservable inputs).

If the inputs used to measure the fair value of an asset or liability might be categorized in different levels of the fair value hierarchy, then the fair value measurement is categorized in its entirety in the same level of the fair value hierarchy as the lowest input that is significant to the entire measurement.

Fair values of the financial instruments are discussed in Note 25 to the consolidated financial statements.

Spare Parts and Supplies

Spare parts and supplies are stated at the lower of cost and current replacement cost. Cost is determined using the weighted average method and includes all expenditures incurred in acquiring and bringing them to their existing location and condition.

Investment in Subsidiaries

A subsidiary is an entity controlled by the Group. The Group controls an entity when it is exposed to, or has rights to, variable returns from its involvement with the entity and has the ability to affect those returns through its power over the entity. The financial statements of the subsidiaries are included in the consolidated financial statements from the date on which control commences until the date on which control ceases.

Non-controlling Interest

NCI is measured at its proportionate share of the acquiree's identifiable net assets at the acquisition date. Changes in the Group's interest in a subsidiary that do not result in a loss of control are accounted for as equity transactions.

Loss of Control

When the Group loses control over a subsidiary, it derecognizes the assets and liabilities of the subsidiary, and any related NCI and other components of equity. Any resulting gain or loss is recognized in profit or loss. Any interest retained in the former subsidiary is measured at fair value when control is lost.

Investment in an Associate

The Group's 35.71% investment in its associate, South Cotabato Integrated Port Services, Inc. (SCIPSI), is accounted for under the equity method of accounting. An associate is an entity in which the Group has significant influence but not control or joint control, over the financial and operating policies.

Under the equity method, the investment in the associate is initially recognized at cost and the carrying amount is increased or decreased to recognize the Group's share of the profit or loss and other comprehensive income of the associate after the date of acquisition. The Group's share in the profit or loss and other comprehensive income of the associate is recognized in the Group's consolidated statements of income. Dividends received from the associate reduce the carrying amount of the investment. Adjustment to the carrying amount, may also be necessary for changes in the Group's proportionate interest in the associate arising from changes in the associate's other comprehensive income.

Goodwill relating to an associate is included in the carrying amount of the investment and is not amortized.

The financial statements of the associate are prepared for the same reporting period as the Group. The accounting policies of the associate conform to those used by the Group for like transactions and events in similar circumstances.

Property and Equipment

Property and equipment are stated at cost less accumulated depreciation and amortization and any accumulated impairment. Such cost includes the cost of replacing part of such property and equipment at the time that cost is incurred, if the recognition criteria are met, and excludes the costs of day-to-day servicing.

The initial cost of property and equipment comprises its construction cost or purchase price, including import duties, taxes and any directly attributable costs in bringing the asset to its working condition and location for its intended use. Cost also includes interest incurred during the construction period on funds borrowed to finance the construction of the projects. Expenditures incurred after the asset has been put into operation, such as repairs, maintenance and overhaul costs, are normally recognized as expense in the period the costs are incurred. Major repairs are capitalized as part of property and equipment only when it is probable that future economic benefits associated with the items will flow to the Group and the cost of the items can be measured reliably.

Port facilities and equipment include spare parts that the Group expects to use for more than one year. These are not depreciated until ready for its intended use. However, these are reviewed for impairment whenever events or changes in circumstances indicate that the carrying amount of the spare parts may not be recoverable.

Construction in progress represents structures under construction and is stated at cost. This includes the costs of construction and other direct costs. Borrowing costs that are directly attributable to the construction of property and equipment are capitalized during the construction period. Construction in progress is not depreciated until such time that the relevant assets are substantially completed and ready for its intended use. Depreciation and amortization are computed using the straight-line method over the following estimated useful lives of the assets:

	Number of Years
Port facilities and equipment	2 - 25 years or life of the operating contract, whichever is shorter
Leasehold improvements	2 - 40 years or term of the lease, whichever is shorter
Furniture, fixtures and equipment	2 - 5 years
Transportation and other equipment	2 - 5 years

The remaining useful lives, residual values, depreciation and amortization method are reviewed and adjusted periodically, if appropriate, to ensure that such periods and method of depreciation and amortization are consistent with the expected pattern of economic benefits from the items of property and equipment.

The carrying amounts of property and equipment are reviewed for impairment when events or changes in circumstances indicate that the carrying amounts may not be recoverable.

Fully depreciated assets are retained in the accounts until they are no longer in use and no further depreciation and amortization are recognized in profit or loss.

An item of property and equipment is derecognized when either it has been disposed of or when it is permanently withdrawn from use and no future economic benefits are expected from its use or disposal. Any gain or loss arising on the retirement and disposal of an item of property and equipment (calculated as the difference between the net disposal proceeds and the carrying amount of the asset) is included in profit or loss in the period of retirement or disposal.

Intangible Assets

Intangible assets acquired separately are measured on initial recognition at cost. Subsequent to initial recognition, intangible assets are carried at cost less any accumulated amortization and any accumulated impairment losses.

The useful lives of intangible assets are assessed to be either finite or indefinite. Intangible assets with finite lives are amortized using the straight-line method over the period covered by the contract or useful life, whichever is shorter. The amortization period and the amortization method are reviewed annually. Changes in the expected useful life or the expected pattern of consumption of future economic benefits embodied in the asset are treated as changes in accounting estimates. The amortization expense is recognized in profit or loss in the expense category consistent with the function of the intangible asset. Gains or losses arising from derecognition of an intangible asset are recognized in profit or loss and measured as the difference between the net disposal proceeds and the carrying amount of the asset.

Port Concession Rights

The Group recognizes port concession rights as intangible assets arising from a service concession arrangements in which the grantor controls or regulates the services provided and the prices charged, and also controls any significant residual interests in the infrastructure at the end of the term of the arrangement, such as property and equipment, if the infrastructure is existing infrastructure of the grantor or the infrastructure is constructed or purchased by the Group as part of the service concession arrangements.

Port concession rights consist of:

- a. Upfront fees payments on the concession contracts;
- b. The cost of port infrastructures constructed and port equipment purchased, which are not recognized as property and equipment of the Group but as intangible asset received as consideration for such cost; and
- c. Future fixed government share considerations in exchange for license or right. Fixed government share is recognized at present value using the discount rate at the inception date with a corresponding liability recognized. Interest on the unwinding of discount of the liability and foreign exchange differences arising from translations are recognized in profit or loss.

Port concession rights are determined as intangible assets with finite useful lives and are amortized using the straight-line method over the concession period or useful life, whichever is shorter. The amortization period and the amortization method are reviewed annually. Changes in the expected useful life or the expected pattern of consumption of future economic benefits embodied in the asset are treated as changes in accounting estimates. The amortization expense is recognized in profit or loss in the expense category consistent with the function of the intangible asset. Gains or losses arising from derecognition of an intangible asset are recognized in profit or loss and measured as the difference between the net disposal proceeds and the carrying amount of the asset.

Port concession rights are amortized using the straight-line method over the term of contract asset or useful life ranging from 2 to 25 years whichever is shorter.

Goodwill

Goodwill acquired in a business combination is initially measured at cost being the excess of the cost of the business combination over the Group's interest in the net fair value of the identifiable assets, liabilities and contingent liabilities. Following initial recognition, goodwill is measured at cost less any accumulated impairment losses. Goodwill is reviewed for impairment, annually or more frequently if events or changes in circumstances indicate that the carrying amount may be impaired.

Impairment is determined by assessing the recoverable amount of the investment to which the goodwill relates. Where the recoverable amount is less than the carrying amount of the investment, an impairment loss is recognized. An impairment loss in respect of goodwill is not reversed. Where part of the operation within the investment is disposed of, the goodwill associated with the operation disposed of is included in the carrying amount of the operation when determining the gain or loss on disposal of the operation. Goodwill disposed of in this circumstance is measured based on the relative values of the operation disposed of and the portion of the cash-generating unit retained.

Impairment of Non-financial Assets

The carrying amounts of investment in an associate, property and equipment, intangible assets other than goodwill and right-of-use assets are reviewed for impairment when events or changes in circumstances indicate that the carrying amount may not be recoverable. If any such indication exists, and if the carrying amount exceeds the estimated recoverable amount, the assets or cash-generating units are written down to their recoverable amounts. The recoverable amount of the asset is the greater of fair value less costs to sell or value in use. The fair value less costs to sell is the amount obtainable from the sale of an asset in an arm's-length transaction less costs to sell. In assessing value in use, the estimated future cash flows are discounted to their present value using a pre-tax discount rate that reflects current market assessment of the time value of money and the risks specific to the asset. For an asset that does not generate largely independent cash inflows, the recoverable amount is determined for the cash-generating unit to which the asset belongs. Impairment losses of continuing operations are recognized in profit or loss in those expense categories consistent with the function of the impaired asset.

An assessment is made at each reporting date as to whether there is any indication that previously recognized impairment losses may no longer exist or may have decreased. If such indication exists, the recoverable amount is estimated. A previously recognized impairment loss is reversed only if there has been a change in the estimates used to determine the asset's recoverable amount since the last impairment loss was recognized. If that is the case, the carrying amount of the asset is increased to its recoverable amount. That increased amount cannot exceed the carrying amount that would have been determined, net of depreciation and amortization, had no impairment loss been recognized for the asset in prior years. Such reversal is recognized in profit or loss. After such reversal, the depreciation and amortization charge is adjusted in future periods to allocate the asset's revised carrying amount, less any residual value, on a systematic basis over its remaining useful life.

Provisions

Provisions are recognized when the Group has: (a) a present obligation (legal or constructive) as a result of past event; (b) it is probable (i.e., more likely than not) that an outflow of resources embodying economic benefits will be required to settle the obligation; and (c) a reliable estimate can be made of the amount of the obligation. If the effect of the time value of money is material, provisions are determined by discounting the expected future cash flows at a pre-tax rate that reflects current market assessment of the time value of money and those risks specific to the liability. Where discounting is used, the increase in the provision due to the passage of time is recognized as interest expense. Where some or all of the expenditure required to settle a provision is expected to be reimbursed by another party, the reimbursement shall be recognized when, and only when, it is virtually certain that reimbursement will be received if the entity settles the obligation. The reimbursement shall be treated as a separate asset. The amount recognized for the reimbursement shall not exceed the amount of the provision. Provisions are reviewed at each reporting date and adjusted to reflect the current best estimate.

Share Capital

Capital Stock

Capital stock is classified as equity. Incremental costs directly attributable to the issue of common shares are recognized as a deduction from equity, net of any tax effects.

Additional Paid-in Capital

The amount of contribution in excess of par value is accounted for as "Additional paid-in capital." Any transaction costs associated with the issuance of shares are deducted from additional paid-in capital, net of any related income tax benefit.

Retained Earnings and Dividend Distribution

Retained earnings include current and prior years' results, net of dividends declared, if any, and other capital adjustments.

Dividend distribution to the Group's shareholders is recognized as a liability, and deducted from equity in the Group's consolidated statements of financial position in the period in which the dividends are approved and declared by the Group's BOD.

Retained earnings may also include prior year adjustments and the effect of changes in accounting policies as may be required by the standards' transitional provisions.

Treasury Shares

Own equity instruments which are reacquired are carried at cost and deducted from equity. No gain or loss is recognized on the purchase, sale, reissuance or cancellation of the Group's own equity instruments. When the shares are retired, the capital stock account is reduced by its par value and excess of cost over par value upon retirement is debited to additional paid-in capital to the extent of the specific or average additional paid-in capital when the shares were issued and to retained earnings for the remaining balance.

Revenue, Cost and Expense Recognition

Revenue from Contracts with Customers

The Group recognizes revenue when it transfers control over a service to a customer. Revenue is measured based on the consideration specified in a contract and PPA Tariff regulations, which are all fixed amounts, for each type of services rendered net of variable consideration, if any. The PPA established all relevant port regulations, basic port services and service level requirements, liability on cargo, security, and safety. The Group's revenue is well defined in PPA Operations Memorandum Circular No. 008-2024 and revised schedule of Cargo Handling Tariff implemented on August 6, 2024.

The following is a description of principal activities from which the Group generates its revenue. Revenue is disaggregated by the following service lines:

- *Stevedoring*
The Group generates stevedoring revenue from all works performed on board vessel. The activity includes movement of cargoes from ship-to-shore, shore-to-ship lifting for inbound and outbound and transshipment including the related stevedoring transportation and liftings from shore to yard and yard to shore. The activity generally finishes in a short period of time (i.e. 24 to 48 hours from the time ship arrives at the port). The Group recognizes revenue at a point in time upon completion of service and the average credit term is 15 to 30 days.
- *Arrastre*
The Group generates arrastre revenue from portside cargo handling operations. The activity includes receiving, handling, custody, security and delivery of cargo passing over piers, quays, warehouses and open storages within the jurisdictional area of responsibility of the Group. The Group recognizes revenue upon completion of service (i.e at a point in time). The customer pays arrastre charges before the release of cargoes.

- *Logistics*
Logistics operation includes trucking and handlings services. The Group recognizes revenue upon completion of service (i.e at a point in time) and the average credit term is 15 to 30 days.
- *Special and Others Services*
Special and other services include storage, reefer monitoring, container freight servicing, and equipment or manpower rental. Majority of these service lines pertains to storage revenues. Storage revenues are charges from the use of warehouses and/or open storages within the jurisdictional area of responsibility of the Group beyond the free storage period. Customers are billed upon withdrawal of cargoes from the terminal (for Import) or upon loading of cargoes to vessel (for export). The Group recognizes revenues over a period of time (number of days the container stayed in the jurisdictional area) and the average credit term is 15 to 30 days.

Other Income

Other income is recognized at the point in time when the service has been rendered.

Finance Income

Finance income is recognized on a time proportion basis that reflects the effective yield on the investment.

Construction Revenues and Costs

The Group recognizes revenue related to construction and upgrade of services under service concession arrangement in accordance with PFRS 15, *Revenue from Contracts with Customers*. When the construction or upgrade services are provided or delivered under concession arrangement accounted within the scope of Philippine Interpretation IFRIC 12, *Service Concession Arrangements* the consideration is measured at the estimated selling price of the construction services provided. No margin has been recognized since the estimated selling price of the consideration services provided approximates the construction costs. The nature of the consideration determines the subsequent accounting. The consideration is classified as a contract asset under Intangible assets during the construction or upgrade period in accordance with PFRS 15.

Cost and Expense Recognition

Costs and expenses are recognized upon receipt of goods, utilization of services or at the date they are incurred.

Borrowing Costs

Borrowing costs consist of interest and other costs that an entity incurs in connection with the borrowing of funds. Borrowing costs are capitalized if they are directly attributable to the acquisition or construction of a qualifying asset. The capitalization of borrowing costs: (a) commences when the activities to prepare the assets are in progress and expenditures and borrowing costs are being incurred; (b) is suspended during extended periods in which active development, improvement and construction of the assets are interrupted; and (c) ceases when substantially all the activities necessary to prepare the assets are complete. These costs are amortized using the straight-line method over the estimated useful life of the related property, plant and equipment to which it is capitalized.

Borrowing costs that are not directly attributable to the acquisition, construction or production of a qualifying asset are recognized in profit or loss in the period in which these are incurred using the effective interest method.

Leases

At the inception of the contract, the Group assesses whether the contract is, or contains, a lease. A contract is, or contains, a lease if the contract conveys the right to control the use of an identified asset for a period of time in exchange for consideration. To assess whether a contract conveys the right to control the use of an identified asset, the Group uses the definition of a lease in PFRS 16, *Leases*.

Group as Lessee

At commencement or on modification of a contract that contains a lease component, the Group allocates the consideration in the contract to each lease component on the basis of its relative stand-alone price.

However, for leases of property the Group has elected not to separate non-lease components and account for the lease and associated non-lease components as a single lease component.

The Group recognizes a right-of-use asset and a lease liability at the lease commencement date. The right-of-use asset is initially measured at cost, which comprises the initial amount of the lease liability adjusted for any lease payments made at or before the commencement date, plus any initial direct costs incurred and an estimate of costs to dismantle and remove the underlying asset or to restore the underlying asset or the site on which it is located, less any lease incentives received.

The right-of-use asset is subsequently depreciated using the straight-line method from the commencement date to the end of the lease term, unless the lease transfers ownership of the underlying asset to the Group by the end of the lease term or the cost of the right-of-use asset reflects that the Group will exercise a purchase option. In that case the right-of-use asset will be depreciated over the useful life of the underlying asset, which is determined on the same basis as those of property and equipment. In addition, the right-of-use asset is periodically reduced by impairment losses, if any, and adjusted for certain remeasurements of the lease liability.

The lease liability is initially measured at the present value of the lease payments that are not paid at the commencement date, discounted using the interest rate implicit in the lease or, if that rate cannot be readily determined, and the Group's incremental borrowing rate. Generally, the Group uses its incremental borrowing rate as the discount rate.

The Group determines its incremental borrowing rate by obtaining interest rates from various external financial sources and makes certain adjustments to reflect the terms of the lease and type of the asset leased.

Lease payments included in the measurement of the lease liability comprise the following:

- fixed payments, including in-substance fixed payments;
- variable lease payments that depend on an index or a rate, initially measured using the index or rate as at the commencement date;
- amounts expected to be payable under a residual value guarantee; and

- the exercise price under a purchase option that the Group is reasonably certain to exercise, lease payments in an optional renewal period if the Group is reasonably certain to exercise an extension option, and penalties for early termination of a lease unless the Group is reasonably certain not to terminate early.

The lease liability is measured at amortized cost using effective interest method. It is remeasured when there is a change in future lease payments arising from a change in an index or rate, if there is a change in the Group's estimate of the amount expected to be payable under a residual value guarantee, or if the Group's changes its assessment of whether it will exercise a purchase, extension or termination option or if there is a revised in substance fixed lease payment.

When the lease liability is remeasured in this way, a corresponding adjustment is made to the carrying amount of the right-of-use asset, or is recorded in profit or loss the carrying amount of the right-of-use asset has been reduced to zero.

The Group has elected not to recognize right-of-use assets and lease liabilities for leases of short-term leases and low-value assets, if any. The Group recognizes the lease payments associated with these leases as an expense on a straight-line basis over the lease term.

The Group has classified:

- cash payments for the principal portion of lease payments as financing activities;
- cash payments for the interest portion as operating activities consistent with the presentation of interest payments chosen by the Group; and
- short-term lease and payments for leases of low value assets as operating activities.

Employee Benefits

a. Short-term Employee Benefits

Short-term employee benefits are expensed as the related service is provided. A liability is recognized for the amount expected to be paid if the Group has a present, legal or constructive obligation to pay this amount as a result of past service provided by the employee and the obligation can be estimated reliably.

b. Pensions

ATI and ATIB have funded, defined benefit pension plans, administered by a common pension trustee, covering their permanent employees. The cost of providing benefits under the defined benefit pension plans is determined separately for each plan using the projected unit credit method.

The defined benefit pension asset or liability comprises the present value of the defined benefit obligation less the fair value of plan assets out of which the obligation is to be settled directly. The value of any plan asset recognized is restricted to the present value of any economic benefits available in the form of refunds from the plan or reductions in the future contributions to the plan.

Remeasurements of the net defined benefit pension liability, which comprise actuarial gains and losses, the return on plan assets (excluding interest) and the effect of the asset ceiling (if any, excluding interest), are recognized immediately in other comprehensive income. The Group determines the net interest expense (income) on the net defined benefit pension liability (asset) for the period by applying the discount rate used to measure the defined benefit obligation at the beginning of the annual period to the then net defined benefit pension liability (asset), taking into account any changes in the net defined pension liability (asset) during the period as a result of contributions and benefit payments. Net interest expense and other expenses related to defined benefit pension plans are recognized in profit or loss.

When the benefits of a plan are changed or when a plan is curtailed, the resulting change in benefit that relates to past service or the gain or loss on curtailment is recognized immediately in profit or loss. The Group recognizes gains and losses on the settlement of a defined benefit pension plan when the settlement occurs.

Foreign Currency Transactions

The consolidated financial statements are presented in Philippine peso, which is the Group's functional currency. Transactions in foreign currencies are translated to the functional currency at exchange rates at the dates of the transactions. Monetary assets and liabilities denominated in foreign currencies at the reporting date are retranslated to the functional currency at the exchange rate at that date. All differences are taken to the profit or loss. Foreign currency gains and losses are reported on a net basis.

Taxes

Current tax and deferred tax are recognized in profit or loss except to the extent that it relates to a business combination, or items recognized directly in equity or in other comprehensive income.

Current Tax. Current tax is the expected tax payable or receivable on the taxable income or loss for the year, using tax rates (tax laws) enacted or substantively enacted by the end of the reporting period, and any adjustment to tax payable in respect of previous years.

Deferred Tax. Deferred tax is recognized in respect of temporary differences between the carrying amounts of assets and liabilities for financial reporting purposes and the amounts used for taxation purposes. Deferred tax liabilities are recognized for all taxable temporary differences.

Deferred tax assets are recognized for all deductible temporary differences to the extent that it is probable that taxable profit will be available against which the deductible temporary differences can be utilized.

Deferred tax liabilities are not provided on non-taxable temporary difference associated with investment in associate.

The carrying amount of deferred tax assets is reviewed at each reporting date and reduced to the extent that it is no longer probable that sufficient taxable profit will be available to allow all or part of the deferred tax asset to be utilized. Unrecognized deferred tax assets are reassessed at each reporting date and are recognized to the extent that it has become probable that future taxable profit will allow the deferred tax asset to be recovered.

Deferred tax assets and liabilities are measured at the tax rates that are expected to apply in the year when the asset is realized or the liability is settled, based on tax rates (tax laws) that have been enacted or substantively enacted by the end of the reporting period.

In determining the amount of current and deferred tax, the Group takes into account the impact of uncertain tax positions and whether additional taxes and interest may be due. The Group believes that its accruals for tax liabilities are adequate for all open tax years based on its assessment of many factors, including interpretation of tax laws and prior experience. This assessment relies on estimates and assumptions and may involve a series of judgments about future events. New information may become available that causes the Group to change its judgment regarding the adequacy of existing tax liabilities; such changes to tax liabilities will impact tax expense in the period that such a determination is made.

Deferred tax assets and deferred tax liabilities are offset, if a legally enforceable right exists to set off current tax assets against current tax liabilities and the deferred taxes relate to the same taxable entity and the same taxation authority.

Value Added Tax (VAT). Revenue, expenses and assets are recognized net of the amount of VAT, except:

- where the VAT incurred on a purchase of assets or services is not recoverable from the tax authority, in which case the sales tax is recognized as part of the cost of acquisition of the asset or as part of the expense item as applicable; and
- receivables and payables that are stated with amount of VAT included.

The net amount of VAT recoverable from, or payable to, the tax authority is included as part of receivables or payables in the consolidated statements of financial position.

Earnings Per Share (EPS)

Basic EPS is calculated by dividing the net income for the year by the weighted average number of common shares outstanding during the year after giving retroactive effect to any stock dividends declared during the year.

The Group does not have potential common shares or other instruments that may entitle the holder to common shares. Hence, diluted EPS is the same as basic EPS.

Operating Segments

The Group's operating businesses are organized and managed separately according to the lines of business: port and non-port, with each segment representing a strategic business unit that serves different markets. The BOD reviews segment reports on a regular basis.

The Group has a single reportable operating segment, as its business has been mainly on port operations and the non-port operation is insignificant to the Group's total business.

The Group operates only in the Philippines which is treated as a single geographical segment.

Segment capital expenditure is the total cost incurred during the year to acquire property and equipment and intangible assets other than goodwill.

Contingencies

Contingent liabilities are not recognized in the consolidated financial statements. They are disclosed in the notes to the consolidated financial statements unless the possibility of an outflow of resources embodying economic benefit is remote. Contingent assets are not recognized in the consolidated financial statements but disclosed when an inflow of economic benefits is probable.

Events After the Reporting Date

Post year-end events that provide additional information about the Group's consolidated financial position at the reporting date (adjusting events) are reflected in the consolidated financial statements. Post year-end events that are not adjusting events are disclosed in the notes to the consolidated financial statements when material.

5. Significant Accounting Judgments, Estimates and Assumptions

The preparation of the Group's consolidated financial statements in accordance with PFRS Accounting Standards requires management to make judgments, estimates and assumptions that affect the application of accounting policies and amounts of assets, liabilities, income and expenses reported in the consolidated financial statements at the reporting date. However, uncertainty about these judgments, estimates and assumptions could result in an outcome that could require a material adjustment to the carrying amount of the affected asset or liability in the future.

Judgments and estimates are continually evaluated and are based on historical experience and other factors, including expectations of future events that are believed to be reasonable under the circumstances. Revisions are recognized in the period in which the judgments and estimates are revised and in any future periods affected.

Judgments

In the process of applying the Group's accounting policies, management has made the following judgments, apart from those involving estimations, which have the most significant effect on the amounts recognized in the consolidated financial statements:

Functional Currency. Based on the economic substance of the underlying circumstances relevant to the Group, the functional currency of the Parent Company and its subsidiaries has been determined to be the Philippine peso. It is the currency that mainly influences the price and cost of providing services.

Service Concession Arrangements. The Group has determined that the operating contracts are within the scope of IFRIC 12, accounted for under the intangible asset model.

The intangible assets pertaining to concession rights as at December 31, 2024 and 2023 are presented in Note 11 to the consolidated financial statements.

Port Concession Rights and Port Concession Rights Payable. Estimates and assumptions are required on the determination of the cost of port concession rights on service concession arrangements to determine the extent to which the Group receives a right or license to charge users of public service. Port concession rights includes future fixed government share considerations in exchange for license or right. Fixed government share is recognized at present value using the discount rate at the inception date with a corresponding liability (port concession rights payable) recognized. In making those estimates, the management is required to determine a suitable discount rate to calculate the present value of port concessions rights and port concession rights payable. The Group believes that, while the assumptions used are reasonable and appropriate, these estimates and assumptions can materially affect the consolidated financial statements.

Estimates and Assumptions

The key estimates and assumptions used in the consolidated financial statements are based upon management's evaluation of relevant facts and circumstances as of the date of the consolidated financial statements. Actual results could differ from such estimates.

Provisions for Claims. The Group records provisions for claims for property, equipment and cargo damage and for pending civil and labor cases when it is determined that an unfavorable outcome is probable and the amount of the claim can be reasonably estimated. The determination of the amount of reserves required, if any, is based on management's analysis of each individual issue, often with assistance of outside legal counsel.

Provisions for claims amounted to P67.2 million and P58.9 million as at December 31, 2024 and 2023, respectively (see Note 15).

Lease Extension Option. Some property leases contain extension options exercisable by the Group before the end of the non-cancellable contract period. The Group assesses at lease commencement date whether it is reasonably certain to exercise the extension options. The Group reassess whether it is reasonably certain to exercise the options if there is a significant event or significant changes in circumstances within its control.

Lease liabilities on property leases on which extension options were exercised amounted to P55.0 million and P48.7 million as at December 31, 2024 and 2023.

6. Cash and Cash Equivalents

	Note	2024	2023
Cash on hand and in banks		P795,820	P520,599
Short-term investments		4,016,352	4,904,339
	24, 25	P4,812,172	P5,424,938

Cash in banks earn interest at floating rates based on daily bank deposit rates. Majority of short-term investments are on 90-day term subject to roll-over requirements of the Group and earn interest at the prevailing short-term deposit rates amounting to P175.4 million, P189.1 million and P45.5 million in 2024, 2023 and 2022, respectively (see Note 19).

7. Trade and Other Receivables

	<i>Note</i>	2024	2023
Trade receivables		P900,312	P609,257
Due from related parties	20	266,060	107,024
Advances to officers and employees		40,865	22,786
Receivable from insurance		29,718	52,757
Accrued other income		9,015	-
Interest receivable		8,403	11,131
Other receivables		57,476	31,893
		1,311,849	834,848
Allowance for impairment losses		(4,195)	(4,195)
	24, 25	P1,307,654	P830,653

Trade and other receivables are noninterest-bearing and generally have credit term of thirty (30) days.

There was no movement in allowance for impairment losses on trade and other receivables in 2024 and 2023 (see Note 24).

8. Prepaid Expenses

	2024	2023
Taxes	P3,098,115	P2,729,206
Advances to contractors	251,980	2,520
Insurance	15,509	11,025
Rental	3,927	3,927
Advances to government agencies	101	101
Others	42,684	29,654
	P3,412,316	P2,776,433

Taxes pertain to the Group's input VAT credits, net of output VAT.

Rentals pertain to prepayments on short-term leases entered during the period. The Group has elected not to recognize right-of-use assets and lease liabilities for these leases.

9. Investment in an Associate

ATI has a 35.71% interest in SCIPSI, which is engaged in arrastre, stevedoring and other related cargo handling services, except portage, in Makar Wharf, General Santos City, Philippines. SCIPSI is not listed in any public exchange. The carrying amount of investment in an associate as at December 31 follows:

	Note	2024	2023
Acquisition cost		P11,222	P11,222
Accumulated equity in net earnings:			
Balance at beginning of year		54,214	44,060
Equity in net earnings for the year	19	40,700	38,812
Dividends received during the year		(46,569)	(28,658)
		48,345	54,214
		P59,567	P65,436

The information presented in the table includes the result of SCIPSI's operations for the years ended December 31, 2024 and 2023. The following table also reconciles the summarized financial information to the carrying amount of the Group's interest in SCIPSI.

	2024	2023
Current assets	P148,200	P165,483
Noncurrent assets	43,172	49,226
Total assets	P191,372	P214,709
Current liabilities	P38,694	P44,448
Noncurrent liabilities	2,897	1,636
Total liabilities	P41,591	P46,084
Net assets	P149,781	P168,625
Share in net assets	P53,487	P60,216
Excess of cost over the interest	6,080	5,220
Carrying amount of interest	P59,567	P65,436
Revenues	P315,833	P297,047
Expenses	(201,859)	(188,360)
Net income	P113,974	P108,687

Based on unaudited financial statements

10. Property and Equipment - net

The movements in this account are as follows:

2024

	Port Facilities and Equipment	Leasehold Improvements	Furniture, Fixtures and Equipment	Transportation and Other Equipment	Construction in-progress	Total
Cost						
Balance at beginning of year	P226,611	P2,482,747	P1,005,394	P418,837	P184,880	P4,318,469
Additions	327	200,541	141,096	55,249	88,101	485,314
Disposals	-	-	(9,079)	(24,411)	-	(33,490)
Reclassifications	12,331	229,341	(72,547)	7,250	(188,901)	(12,526)
Balance at end of year	239,269	2,912,629	1,064,864	456,925	84,080	4,757,767
Accumulated Depreciation						
Balance at beginning of year	144,577	619,629	794,883	247,631	-	1,806,720
Depreciation	13,356	133,886	74,238	51,881	-	273,361
Disposals	-	-	(9,079)	(23,859)	-	(32,938)
Reclassifications	10,178	206	(6,782)	(5,784)	-	(2,182)
Balance at end of year	168,111	753,721	853,260	269,869	-	2,044,961
Carrying Amount	P71,158	P2,158,908	P211,604	P187,056	P84,080	P2,712,806

2023

	Port Facilities and Equipment	Leasehold Improvements	Furniture, Fixtures and Equipment	Transportation and Other Equipment	Construction in-progress	Total
Cost						
Balance at beginning of year	P225,268	P707,135	P935,940	P330,305	P1,960,215	P4,158,863
Additions	1,343	84,200	50,799	64,445	77,959	278,746
Disposals	-	(91,253)	(6,259)	(21,628)	-	(119,140)
Reclassifications	-	1,782,665	24,914	45,715	(1,853,294)	-
Balance at end of year	226,611	2,482,747	1,005,394	418,837	184,880	4,318,469
Accumulated Depreciation						
Balance at beginning of year	131,137	527,318	713,372	220,825	-	1,592,652
Depreciation	13,440	92,311	87,770	47,111	-	240,632
Disposals	-	-	(6,259)	(20,305)	-	(26,564)
Balance at end of year	144,577	619,629	794,883	247,631	-	1,806,720
Carrying Amount	P82,034	P1,863,118	P210,511	P171,206	P184,880	P2,511,749

No borrowing costs were capitalized in 2024 and 2023.

The Group has non-cash additions for the years ended December 31, 2024 and 2023 which amounted to P44.4 million and P16.1 million, respectively.

Depreciation is charged under "Depreciation and amortization" account included in "Costs and expenses excluding government share in revenues" in the consolidated statements of income (see Note 18).

Cost of fully depreciated property and equipment which are still being used by the Group amounted to P1.1 billion and P712.0 million as at December 31, 2024 and 2023, respectively.

11. Intangible Assets - net

The movements in this account are as follows:

2024

	Port Concession Rights				Goodwill	Total
	Upfront Fees (Note 23)	Fixed Government Share	Port Infrastructure	Subtotal		
Cost						
Balance at beginning of year	P882,000	P9,279,694	P27,554,563	P37,716,257	P42,060	P37,758,317
Additions	-	-	2,498,548	2,498,548	-	2,498,548
Disposals	-	-	(1,824)	(1,824)	-	(1,824)
Reclassifications	-	-	(1,253)	(1,253)	-	(1,253)
Balance at end of year	882,000	9,279,694	30,050,034	40,211,728	42,060	40,253,788
Accumulated Amortization						
Balance at beginning of year	119,774	5,107,234	10,936,179	16,163,187	-	16,163,187
Amortization	11,280	386,596	1,176,012	1,573,888	-	1,573,888
Disposals	-	-	(1,824)	(1,824)	-	(1,824)
Reclassifications	-	-	2,182	2,182	-	2,182
Balance at end of year	131,054	5,493,830	12,112,549	17,737,433	-	17,737,433
Carrying Amount	P750,946	P3,785,864	P17,937,485	P22,474,295	P42,060	P22,516,355

2023

	Port Concession Rights				Goodwill	Total
	Upfront Fees (Note 23)	Fixed Government Share	Port Infrastructure	Subtotal		
Cost						
Balance at beginning of year	P882,000	P9,279,694	P25,508,613	P35,670,307	P42,060	P35,712,367
Additions	-	-	2,061,603	2,061,603	-	2,061,603
Disposals	-	-	(15,653)	(15,653)	-	(15,653)
Balance at end of year	882,000	9,279,694	27,554,563	37,716,257	42,060	37,758,317
Accumulated Amortization						
Balance at beginning of year	108,494	4,628,828	9,894,121	14,631,443	-	14,631,443
Amortization	11,280	478,406	1,057,711	1,547,397	-	1,547,397
Disposals	-	-	(15,653)	(15,653)	-	(15,653)
Balance at end of year	119,774	5,107,234	10,936,179	16,163,187	-	16,163,187
Carrying Amount	P762,226	P4,172,460	P16,618,384	P21,553,070	P42,060	P21,595,130

The unamortized capitalized borrowing costs as at December 31, 2024 and 2023 amounted to P45.4 million and P50.0 million, respectively. No borrowing costs were capitalized in 2024 and 2023.

Amortization is charged under “Depreciation and amortization” account included in “Costs and expenses excluding government share in revenues” in the consolidated statements of income (see Note 18).

The Group has non-cash additions for the years ended December 31, 2024 and 2023 which amounted to P133.3 million and P121.7 million, respectively.

Contract asset under Port Infrastructure represents ongoing construction of port facilities and eventual putting into service in accordance with the Investment Plan. The movements in contract asset are as follows:

	2024	2023
Balance at beginning of year	P3,348,319	P2,734,320
Additions during the year	2,400,314	1,920,973
Reclassification during the year	(1,109,037)	(1,306,974)
Balance at end of year	P4,639,596	P3,348,319

Goodwill

Key Assumptions

In testing impairment of goodwill, the recoverable amount of ATIB is the value in use, which has been determined by calculating the present value of cash flow projections from the operations of ATIB. The average revenue growth rate assumption used was 5.0%. The discount rate applied to cash flow projections is 9.5% in 2024 and 9.0% in 2023 based on the industry's weighted average cost of capital (WACC).

Sensitivity to Changes in Assumptions

The estimated recoverable amount of ATIB exceeds its carrying amount by approximately P2.3 billion and P3.0 billion in 2024 and 2023, respectively. Management has identified that earnings before interest and tax and discount rates are the key assumptions for which there could be a reasonably possible change that could cause the carrying amount to exceed the recoverable amount.

12. Other Noncurrent Assets

	<i>Note</i>	2024	2023
Deposits	24, 25	P79,549	P70,899
Equity securities	24, 25	2,652	2,652
		P82,201	P73,551

Deposits mainly represent payments related to refundable security deposits on property leases and utilities. This account includes noninterest-bearing refundable security deposits on a lease agreement that was carried at fair value as of initial recognition determined based on the present value of future cash flows discounted using effective interest rate of 6.2% in 2024 and 5.8% in 2023. The carrying amounts of these refundable security deposits at amortized cost amounted to P14.0 million and P15.0 million as at December 31, 2024 and 2023, respectively.

Equity securities consist of investments in quoted and unquoted shares.

13. Income Tax

The components of taxes are as follows:

	2024	2023	2022
Current tax	P1,543,386	P1,452,484	P1,137,822
Deferred tax	(78,576)	(10,747)	(178,218)
	P1,464,810	P1,441,737	P959,604

A reconciliation between the statutory tax rate and the effective tax rate on income before income tax follows:

	2024	2023	2022
Statutory income tax rate	25.00%	25.00%	25.0%
Changes in income tax rate resulting from:			
Income subjected to final tax	(0.73)	(0.80)	(0.23)
Others	0.18	0.32	(0.71)
Effective income tax rate	24.45%	24.52%	24.06%

The movements in deferred tax balances are as follows:

2024	Note	Net Balance at January 1	Recognized in Profit or Loss	Recognized in OCI	December 31		
					Deferred Tax Assets	Deferred Tax Liabilities	Net
Port concession rights payable related to fixed government share		P460,630	(P395)	P -	P460,235	P -	P460,235
Unrealized foreign exchange loss - net		398,214	54,950	-	453,164	-	453,164
Pension liability	21	74,128	(3,498)	6,666	77,296	-	77,296
Accrued expenses		38,114	10,685	-	48,799	-	48,799
Excess of cost over net realizable value of spare parts and supplies		22,307	-	-	22,307	-	22,307
Provisions for claims		14,717	22,162	-	36,879	-	36,879
Right-of-use and lease liability		4,800	(6,639)	-	-	(1,839)	(1,839)
Impairment losses on receivables		2,254	-	-	2,254	-	2,254
Unamortized capitalized borrowing costs and custom duties		(12,869)	1,311	-	-	(11,558)	(11,558)
Net tax assets (liabilities)		P1,002,295	P78,576	P6,666	P1,100,934	(P13,397)	P1,087,537

2023	Note	Net Balance at January 1	Recognized in Profit or Loss	Recognized in OCI	December 31		
					Deferred Tax Assets	Deferred Tax Liabilities	Net
Port concession rights payable related to fixed government share		P453,586	P7,044	P -	P460,630	P -	P460,630
Unrealized foreign exchange loss - net		384,736	13,478	-	398,214	-	398,214
Pension liability	21	60,868	(2,412)	15,672	74,128	-	74,128
Accrued expenses		46,716	(8,602)	-	38,114	-	38,114
Excess of cost over net realizable value of spare parts and supplies		19,807	2,500	-	22,307	-	22,307
Provisions for claims		15,260	(543)	-	14,717	-	14,717
Right-of-use and lease liability		6,828	(2,028)	-	4,800	-	4,800
Impairment losses on receivables		2,254	-	-	2,254	-	2,254
Unamortized capitalized borrowing costs and custom duties		(14,179)	1,310	-	-	(12,869)	(12,869)
Net tax assets (liabilities)		P975,876	P10,747	P15,672	P1,015,164	(P12,869)	P1,002,295

Deferred tax assets have been recognized because management believes that the Group will earn sufficient future taxable profits against which it can utilize the benefits therefrom.

14. Trade and Other Payables

	<i>Note</i>	2024	2023
Accrued expenses:			
Marketing, commercial, promotion and business development		P460,651	P529,847
Personnel costs		128,093	85,815
Finance costs		126,894	129,096
Repairs and maintenance		102,786	86,296
Insurance		65,856	58,460
IT expenses		45,595	21,805
Security expenses		40,274	38,677
Trucking expense		39,795	24,600
Professional fees		36,128	49,405
Utilities		24,298	14,090
Rentals	23	21,317	21,651
Corporate social responsibility		12,959	14,156
Safety and environment		5,531	3,799
Miscellaneous accrued expenses		122,802	98,876
Due to government agencies	23	1,059,557	967,569
Equipment acquisitions		200,806	255,405
Trade		290,350	244,925
Shippers' and brokers' deposits		185,629	97,555
Provisions		80,364	-
Management fee payable	20	32,886	17,266
Other payables	20	59,156	175,123
	24, 25	P3,141,727	P2,934,416

Following are the terms and conditions of the above liabilities:

- Trade payables are non-interest-bearing and are normally settled on 30 to 60-day terms.
- Accrued finance costs are normally settled quarterly and semi-annually throughout the financial year.
- Other payables are non-interest bearing and are normally settled within twelve months from inception date. This account includes dividends and other non-trade payables.

Rentals pertain to short-term leases entered during the period.

Provisions arise from a claim of a third party. Additional information has not been disclosed because management believes that it can be expected to seriously prejudice the position of the Group relating to such claim of the other party on the subject matter of the provision.

15. Provisions for Claims

The movements and balances of this account are as follows:

	<i>Note</i>	2024	2023
Balance at beginning of year		P58,873	P61,044
Provisions during the year	18	11,305	48
Payments during the year		(2,990)	(2,219)
Balance at end of year		P67,188	P58,873

Provisions relate to property and equipment, and cargo damage and other claims. It is expected that most of these provisions will be settled within the next financial year or on demand.

16. Equity

Pursuant to the registration statement rendered effective by the SEC and permit to sell issued by the SEC both dated April 7, 1995, 1 billion common shares of the Parent Company were registered and may be offered for sale at an offer price of P5.10 per common share. On March 26, 1999, another registration statement was rendered effective by the SEC and permit to sell issued by the SEC for 1 billion common shares of the Parent Company and may be offered for sale at an offer price of P1.00 per common share. As at December 31, 2024 and 2023, the Parent Company has a total of 2 billion issued and outstanding common shares with 822 and 821 stockholders, respectively.

Capital Stock - P1 Par Value

The Parent Company has 2.0 billion issued and fully paid capital stock, from its 4.0 billion authorized common shares, as at December 31, 2024 and 2023.

Treasury Shares

Treasury shares came from the acquisition of the Parent Company's common shares. On December 13, 2024, the Parent Company acquired 1,986,900 of its common shares from the market amounting to P34.8 million.

Retained Earnings

The Group's unappropriated retained earnings includes the subsidiaries' unappropriated net earnings of P25.0 million and P11.9 million and the Group's accumulated equity in the net earnings of an associate amounting to P48.3 million and P54.2 million as at December 31, 2024 and 2023, respectively, which are available for distribution only upon declaration of dividends by such subsidiaries to the Parent Company and the associate to the Group. Cash dividends are distributed yearly since 2000.

Cash Dividends

On April 25, 2024, the BOD approved the declaration of cash dividends of P1.50 per share payable on June 18, 2024 to common shareholders of record as at May 23, 2024.

On April 27, 2023, the BOD approved the declaration of cash dividends of P1.00 per share payable on June 20, 2023 to common shareholders of record as at May 26, 2023.

On April 28, 2022, the BOD approved the declaration of cash dividends of P0.808 per share payable on June 17, 2022 to common shareholders of record as at May 25, 2022.

Appropriation and Reversal of Appropriation of Retained Earnings

On December 27, 2024, the Group's BOD approved the reversal of the appropriated retained earnings amounting to P3.0 billion out of the already approved appropriation of P19.0 billion, for capital expenditures for 2024 and 2023. Furthermore, the Group's BOD approved an appropriation of the retained earnings amounting to P2.3 billion for capital expenditures for the next 5 years. The Group's BOD also approved on the same date a budget amounting to P16.0 billion for capital expenditures which include yard and berth development as well as construction of new facilities and equipment acquisition for 2025 to 2029. The capital expenditures will strengthen the Group's operations and capability to handle growth. Moreover, the Board confirmed the appropriation of P2.0 billion for the share buyback program approved on December 9, 2024.

On December 29, 2023, the Group's BOD approved the reversal of the appropriated retained earnings amounting to P2.4 billion out of the already approved appropriation of P16.4 billion, for capital expenditures for 2023 and 2022. Furthermore, the Group's BOD approved an appropriation of the retained earnings amounting to P5.0 billion for capital expenditures for the next 5 years. The Group's BOD also approved on the same date a budget amounting to P16.0 billion for capital expenditures which include yard and berth development as well as construction of new facilities and equipment acquisition for 2024 to 2028. The capital expenditures will strengthen the Group's operations and capability to handle growth.

On December 29, 2022, the Group's BOD approved the reversal of the appropriated retained earnings amounting to P2.0 billion out of the already approved appropriation of P15.1 billion, for capital expenditures for 2022 and 2021. Furthermore, the Group's BOD approved an appropriation of the retained earnings amounting to P3.3 billion for capital expenditures for the next 4 years. The Group's BOD also approved on the same date a budget amounting to P16.0 billion for capital expenditures which include yard and berth development as well as construction of new facilities and equipment acquisition for 2023 to 2026. The capital expenditures will strengthen the Group's operations and capability to handle growth.

Fair Value Reserve

Fair value reserve amounting to P5.8 million as at December 31, 2024 and 2023 represents unrealized loss on equity securities.

17. Government Share in Revenues

This account consists of the PPA's share in revenues of the Group as stipulated in the agreements discussed in Notes 2 and 23. The PPA's share in gross revenues includes variable government share amounting to P3.0 billion, P2.7 billion and P2.5 billion in 2024, 2023 and 2022, respectively (see Note 23).

18. Costs and Expenses Excluding Government Share in Revenues

	<i>Note</i>	2024	2023	2022
Depreciation and amortization	10, 11, 23	P2,041,757	P1,989,066	P1,908,756
Labor costs	21	1,914,509	1,759,712	1,633,131
Equipment running		832,752	850,123	824,520
Taxes and licenses		521,800	503,507	549,240
General transport		376,599	212,893	179,283
Insurance		277,630	276,031	213,391
Management fees	20	265,790	259,221	173,445
Security, health, environment and safety		216,733	183,346	167,477
Facilities-related expenses		364,057	309,287	270,297
Marketing, commercial and promotion		22,259	22,709	10,391
Professional fees		21,323	21,837	25,410
Provision for claims	15	11,305	48	832
Rental	23	8,464	10,851	33,745
Entertainment, amusement and recreation		5,922	8,847	10,066
Others		194,923	221,187	176,428
		P7,075,823	P6,628,665	P6,176,412

Labor costs include salaries, benefits and pension expense.

Spare parts and supplies used and included under equipment running amounted to P266.1 million, P272.6 million and P256.4 million in 2024, 2023 and 2022, respectively.

Provision for spare parts and supplies obsolescence included under other costs and expenses amounted to nil, P10.0 million and nil in 2024, 2023 and 2022, respectively.

Rental pertains to short-term leases incurred during the period.

19. Other Income and Expenses

Finance income includes interest on cash in banks and short-term investments amounting to P175.4 million, P189.1 million and P45.5 million in 2024, 2023 and 2022, respectively (see Note 6).

Finance cost is broken down as follows:

	Note	2024	2023	2022
Interest on port concession rights payable		P419,433	P445,150	P468,782
Interest on lease liability	23	36,160	43,627	26,737
Interest component of pension expense	21	12,410	11,995	9,777
Interest on bank loans/credit facilities		319	2,759	276
		P468,322	P503,531	P505,572

Interest on port concession rights payable pertains to the interest on the unwinding of discount of said liability (see related policy on port concession rights in Note 4).

Others consist of the following:

	Note	2024	2023	2022
Reversal of prior year provision and accruals		P90,516	P -	P -
Equity in net earnings of an associate	9	40,700	38,812	32,374
Foreign exchange gains (losses) - others		37,655	(8,461)	127,889
Management income	20	8,455	7,950	7,557
Gain on disposal of equipment and intangible assets		4,502	5,359	6,416
Foreign exchange losses - port concession rights payable		(417,201)	(66,418)	(728,712)
Other income - net		22,819	63,086	24,782
		(P212,554)	P40,328	(P529,694)

Foreign exchange losses - port concession rights payable resulted from revaluation of foreign currency denominated port concession rights payable.

Other income - net recognized in 2024 mostly pertains to the share of the Group on the garbage collection income of vessel waste disposal service providers permitted by PPA to operate in the port terminal while amount recognized in 2023 is mostly comprised of income from the reversal of long-outstanding deposits of dormant customers of the Parent Company.

20. Related Party Transactions

Parties are considered to be related if one party has the ability, directly or indirectly, to control the other party or exercise significant influence over the other party in making financial and operating decisions. Parties are also considered to be related if they are subject to common control. Related parties may be individuals or corporate entities.

The Group, in the normal course of business, has the following transactions with its related parties:

Category/ Transaction	Note	Year	Amount of the Transaction	Outstanding Balance			Terms	Conditions
				Due from Related Parties	Due to Related Parties	Lease Liability		
Associate								
▪ Management income	20A	2024	P8,455	P745	P -	P -	Payable on demand	Unsecured; no impairment
		2023	7,950	641	-	-	Payable on demand	Unsecured; no impairment
▪ Dividend income	9	2024	46,569	-	-	-	Payable on demand	Unsecured; no impairment
		2023	28,658	-	-	-	Payable on demand	Unsecured; no impairment
Post-Employment Benefit Plan								
▪ Retirement fund	20B	2024	48,547	15,689	-	-	Payable on demand	Unsecured; no impairment
		2023	55,682	24,939	-	-	Payable on demand	Unsecured; no impairment
Others								
▪ Advances	20D	2024	340,819	249,626	9,210	-	Payable on demand	Unsecured; no impairment
		2023	208,635	81,444	29,677	-	Payable on demand	Unsecured; no impairment
▪ Management fees	20C	2024	265,790	-	32,886	-	Payable within ten (10 days) of the following month	Unsecured
		2023	259,221	-	17,266	-	Payable within ten (10) days of the following month	Unsecured
▪ Lease	20E	2024	179,653	-	-	342,993	Payable within five (5 days) of the following month	Unsecured
		2023	45,413	-	-	375,639	Payable within five (5 days) of the following month	Unsecured
TOTAL		2024	P889,833	P266,060	P42,096	P342,993		
TOTAL		2023	P605,559	P107,024	P46,943	P375,639		

- A. Amount owed by SCIPSI pertains to management fees equivalent to 6% of gross revenue of SCIPSI.
- B. The Parent Company and ATIB have separate, noncontributory, defined benefit retirement plans covering all its regular employees, in the form of a trust being maintained by a trustee bank. Certain payments to retired employees were paid directly by the Group to be subsequently paid by the retirement fund.
- C. P & O Management Services Phils., Inc. (POMS) is a related party which is 40% owned by POAL. POMS engages in advisory services which it provides to the Parent Company by virtue of a 5-year contract. The Parent Company's contract with POMS expired in 2020 and was renewed on August 27, 2020 for another five years until August 31, 2025. The terms of the contract provide for the payment of a monthly fee equivalent to 5% of ATI's consolidated income before income tax of the immediately preceding month (see Note 18).

- D. Advances include amounts owed to or by DP World Asia Holdings Limited-Regional Operating Headquarters, DP World Philippines Logistics, Inc., and DP World Holdings Philippines, Inc., which are related parties under common control, pertaining to reimbursements for expenses paid by or for the Group. The balance also includes amounts owed to companies controlled by the Group's director for expenses incurred by the Group for manpower, healthcare and insurance services. As of December 31, 2024 and 2023, related amounts are recorded as Other Payables under Trade and other payables (see Note 14).
- E. The Parent Company has entered a 5-year lease contract with a company controlled by the Group's director commencing on May 1, 2019 for a parcel of land located at Barangay Lawa, Calamba, Laguna, with a monthly lease rental of P40 per square meter, subject to an escalation of 8% beginning May 1, 2021 and every 2 years thereafter. The contract terms are based on market rates for this type of arrangement and amounts are payable on a monthly basis for the duration of the contract. The leased premises shall be used for its off-dock container yard and cargo support requirements, including but not limited to warehousing and logistics (see Note 23).

The compensation and benefits of key management personnel are as follows:

	2024	2023
Short-term employee benefits	P143,361	P134,508
Post-employment benefits	11,599	11,187
	P154,960	P145,695

The outstanding related party balances are expected to be settled in cash.

21. Pensions

The Group's latest actuarial valuation reports are as at December 31, 2024. Valuations are obtained on a periodic basis. The following tables summarize the components of pension expense recognized in the consolidated statements of income and the funded status and amounts recognized in the consolidated statements of financial position for the plans of ATI and ATIB:

Pension Expense

	ATI			ATIB			TOTAL		
	2024	2023	2022	2024	2023	2022	2024	2023	2022
Current service cost	P42,762	P35,418	P40,643	P3,742	P3,775	P5,021	P46,504	P39,193	P45,664
Interest cost on defined benefit obligation	37,540	37,977	28,824	2,862	3,540	2,840	40,402	41,517	31,664
Interest income on plan assets	(25,483)	(26,370)	(19,928)	(2,509)	(3,152)	(1,959)	(27,992)	(29,522)	(21,887)
Net pension expense	P54,819	P47,025	P49,539	P4,095	P4,163	P5,902	P58,914	P51,188	P55,441

Current service cost is charged under "Labor cost" account included in "Costs and expenses excluding government share in revenues" in the consolidated statements of income (see Note 18). Interest cost on defined benefit obligation and interest income on plan assets are included in "Finance cost" account in the consolidated statements of income (see Note 19).

Pension Liability as of December 31

	ATI		ATIB		TOTAL	
	2024	2023	2024	2023	2024	2023
Present value of pension obligations	(P711,504)	(P666,550)	(P57,257)	(P50,376)	(P768,761)	(P716,926)
Fair value of plan assets	395,857	437,648	54,861	42,499	450,718	480,147
Pension liability	(P315,647)	(P228,902)	(P2,396)	(P7,877)	(P318,043)	(P236,779)

Changes in the Present Value of Pension Obligations

	ATI		ATIB		TOTAL	
	2024	2023	2024	2023	2024	2023
Present value of pension obligations at beginning of year	P666,550	P575,897	P50,376	P50,696	P716,926	P626,593
Current service cost	42,762	35,418	3,742	3,775	46,504	39,193
Interest cost	37,540	37,977	2,862	3,540	40,402	41,517
Benefits paid	(59,938)	(51,439)	(3,578)	(320)	(63,516)	(51,759)
Actuarial loss (gain)	24,590	68,697	3,855	(7,315)	28,445	61,382
Present value of pension obligations at end of year	P711,504	P666,550	P57,257	P50,376	P768,761	P716,926

Changes in the Fair Value of Plan Assets

	ATI		ATIB		TOTAL	
	2024	2023	2024	2023	2024	2023
Fair value of plan assets at beginning of year	P437,648	P378,155	P42,499	P41,029	P480,147	P419,184
Interest income	25,483	26,370	2,509	3,152	27,992	29,522
Actual contributions	3	75,743	4,311	8,762	4,314	84,505
Remeasurement gain on plan assets	(7,339)	8,819	9,120	(10,124)	1,781	(1,305)
Benefits paid	(59,938)	(51,439)	(3,578)	(320)	(63,516)	(51,759)
Fair value of plan assets at end of year	P395,857	P437,648	P54,861	P42,499	P450,718	P480,147

Benefits paid include certain payments to retired employees paid directly by the Group to be subsequently reimbursed by the retirement fund. Any amount paid by the Group not reimbursed by the retirement fund within the year is recorded under "Due from related parties" account included in "Trade and other receivables - net" in the consolidated statements of financial position. As at December 31, 2024 and 2023, the balance due from the retirement fund amounted to P15.7 million and P24.9 million, respectively (see Note 20).

The components of retirement benefits recognized in other comprehensive income are as follows:

	ATI			ATIB			TOTAL		
	2024	2023	2022	2024	2023	2022	2024	2023	2022
Actuarial gain (loss) due to:									
Changes in financial assumptions	P7,786	(P76,928)	P106,392	P1,089	P6,536	P15,051	P8,875	(P70,392)	P121,443
Changes in demographic assumptions	-	-	-	-	-	-	-	-	-
Experience adjustment	(32,376)	8,231	(73,210)	(4,944)	779	(3,295)	(37,320)	9,010	(76,505)
Remeasurement gain (loss) on plan assets	(7,339)	8,819	(27,787)	9,120	(10,124)	(2,488)	1,781	(1,305)	(30,275)
	(P31,929)	(P59,878)	P5,395	P5,265	(P2,809)	P9,268	(P26,664)	(P62,687)	P14,663

The cumulative amount of actuarial gain (loss) recognized in the consolidated statements of changes in equity included under “Retained earnings” account amounted to (P70.2) million and (P43.4) million as at December 31, 2024 and, 2023, respectively.

Plan Assets

The plans entitle a retired regular or full-time employee to receive a lump sum amount equivalent to one (1) month salary for every year of credited service. Period of service shall be reckoned from date hired to date of retirement, death, permanent disability, or severance.

The defined benefit pension plans expose the Group to actuarial risks, such as interest rate risk and market (investment) risk.

Contributions will be made at the start of each year based on the funding requirements and recommendations indicated in the latest actuarial valuation reports.

The Group’s plan assets consist of the following:

	ATI		ATIB		TOTAL	
	2024	2023	2024	2023	2024	2023
Cash and cash equivalents	P20	P73	P4	P131	P24	P204
Investment in UITF	3,041	7,000	23,526	6,253	26,567	13,253
Equity instruments	59,230	59,531	6,980	5,995	66,210	65,526
Investment in government securities	331,321	342,929	24,068	27,590	355,389	370,519
Debt instruments	7,157	24,938	-	2,165	7,157	27,103
Other receivables	4,543	4,907	315	396	4,858	5,303
Liabilities	(9,455)	(1,730)	(32)	(31)	(9,487)	(1,761)
	P395,857	P437,648	P54,861	P42,499	P450,718	P480,147

All equity instruments and government securities have quoted prices in active markets.

All government securities are issued by the Philippine government and are rated Baa3 by Moody’s or BBB by Standard & Poor’s.

The principal assumptions used in determining pension benefit obligations for the Group’s plans are shown below:

	ATI		ATIB	
	2024	2023	2024	2023
Discount rate at end of year	6.09%	6.14%	6.08%	6.16%
Salary increase rate	4.0%-6.0%	5.0%-6.0%	4.0%-6.0%	5.0%-6.0%

Assumptions for mortality rate are based on the 2017 Philippine Intercompany Mortality Table.

The weighted average duration of defined benefit obligation is as follows:

	ATI		ATIB	
	2024	2023	2024	2023
Average expected future service years	15	14	17	17

Maturity analysis of the benefit payments:

	2024	
	Expected Benefit Payments	
	ATI	ATIB
Within 1 year	P134,352	P1,874
Within 1 - 5 years	235,992	18,060
More than 5 years	3,553,659	482,197

	2023	
	Expected Benefit Payments	
	ATI	ATIB
Within 1 year	P89,865	P4,799
Within 1 - 5 years	260,163	14,780
More than 5 years	3,317,728	441,274

Sensitivity Analysis

As of December 31, the reasonably possible changes to the relevant actuarial assumptions holding other assumptions constant, would have affected the defined benefit obligation by the amounts below:

2024

	ATI		ATIB	
	1% Increase	1% Decrease	1% Increase	1% Decrease
Discount rate	(P55,262)	P65,178	(P6,096)	P7,413
Salary increase rate	67,972	(58,649)	7,630	(6,379)

2023

	ATI		ATIB	
	1% Increase	1% Decrease	1% Increase	1% Decrease
Discount rate	(P51,060)	P60,077	(P5,022)	P6,092
Salary increase rate	62,603	(54,142)	6,265	(5,249)

The Group expects to pay P77.3 million in contributions to defined benefit pension plans in 2025.

Asset Liability Matching (ALM)

The Group does not perform any ALM study. The overall investment policy and strategy of the retirement plan is based on the client suitability assessment, as provided by its trust bank, in compliance with the Bangko Sentral ng Pilipinas requirements.

22. Earnings Per Share (EPS) Attributable to Equity Holders of the Parent Company

Basic EPS is computed as follows:

	2024	2023	2022
(a) Net income attributable to Equity Holders of the Parent Company (in thousands)	P4,524,533	P4,435,986	P3,024,811
Common shares at beginning of year	2,000,000	2,000,000	2,000,000
Weighted average treasury shares	(98)	-	-
(b) Weighted average number of common shares outstanding (in thousands) at December 31	1,999,902	2,000,000	2,000,000
Basic/diluted EPS attributable to Equity Holders of the Parent Company (a/b)	P2.26	P2.22	P1.51

The Parent Company does not have potential common shares or other instruments that may entitle the holder to common shares. Hence, diluted EPS is the same as basic EPS.

23. Commitments and Contingencies

Agreements within the Scope of Philippine Interpretation IFRIC 12, Service Concession Arrangements

- a. The Parent Company is authorized by the PPA to render cargo handling services at the South Harbor until May 2013. On October 19, 2007, the cargo handling services contract was extended until May 2038 under the terms mutually agreed upon with the PPA (see Note 2).
- i. In accordance with the Investment Plan which was revised in December 2014 pursuant to the Third Supplement to the Cargo Handling Contract, the Parent Company has committed to invest USD385.7 million from 2010 to 2028, for the rehabilitation, development and expansion of the South Harbor facilities. The commitment is dependent on container volume. The Investment Plan is subject to joint review every two (2) years, or as often as necessary as mutually agreed, to ensure that the same conforms to actual growth levels, taking into account introduction of new technologies and allowing the Parent Company the opportunity of a fair return on investment.

In 2020, the reclamation of the Engineering Island Basin, which is part of the South Harbor, was subject to jurisdictional dispute between the PPA and the Philippine Reclamation Authority. As of date of this report, the opinion of the Department of Justice (DOJ) on the matter is still pending. It is the opinion of the Group that any opinion rendered by the DOJ will not have any material impact on the Group's ability to use the subject reclaimed land.

ii. Government Share

- For storage operations, the Parent Company shall pay an annual fixed government share of P55.0 million payable quarterly and a government share of 30% of its annual gross storage revenue in excess of P273.0 million.
 - For international containerized cargo operations, the Parent Company shall pay quarterly fixed government share of USD2.25 million plus a variable government share amounting to 20% of its total gross revenues.
 - For general cargo operations, the Parent Company shall remit government share amounting to 20% of its total gross revenues collected from arrastre services and 14% of its total gross revenues collected from stevedoring services for general cargoes.
 - For domestic terminal operations, the Parent Company shall remit government share amounting to 10% of its total gross revenues derived from its domestic cargo handling and passenger terminal operations.
- b. The Parent Company is authorized by the PPA to render cargo handling services at the Container Terminal "A-1," Phase 2 at the Port of Batangas for 25 years starting July 1, 2010. For arrastre operations, the Parent Company shall pay an annual fixed government share of USD2.26 million for the first 2 years, USD4.68 million for the 3rd year, USD5.08 million for the 4th-7th year, and USD5.33 million for the 8th-25th year. The Parent Company shall also remit annual variable government share based on committed yearly percentage share multiplied by whichever is higher of the projected gross income in the bid proposal or actual gross income.
- c. The Parent Company and ATIB are authorized by the PPA to render cargo handling and passenger services, supply base operations, portorage services, berth management, parking services, passenger terminal retail outlets, weighbridge or weighing operations, water supply services, vehicle booking system, security services, and leasing/sub-leasing of areas and facilities in the Port of Batangas Phase 1 from October 1, 2015 until September 30, 2025. For these operations, Parent Company and ATIB shall pay a fixed government share amount of P112.7 million for the first 3 years, which shall escalate by 5% and 4% on the 4th and 5th years and 3% for the remaining 5 years. In addition, Parent Company and ATIB shall remit annual volume-triggered government share of 10% and 20% for domestic cargoes and passenger terminal fees and for foreign cargoes, respectively, once defined threshold volumes are met. On December 18, 2019, the term of the contract was extended until June 30, 2035. The same percentage for the annual volume-triggered government share shall be remitted by Parent Company and ATIB for the extended term and the applicable escalation rate is still 3%. In consideration for the extension of the term from 2025 to 2035, Parent Company and ATIB paid to the PPA a lump-sum fee of P200 million in December 2019.
- d. A lump-sum fee of P400 million was paid to the PPA in December 2019 as advance consideration in the event of renewal of the contracts for Port of Batangas Phase 1 and Container Terminal "A-1," Phase 2 beyond year 2035.

Upon recognition of the fair value of the fixed fees representing the government share under the concession agreements as discussed above, the Group also recognized the corresponding port concession rights payable. The movements in the port concession rights payable are as follows:

	2024	2023
Balance as at January 1	P7,466,605	P7,933,311
Accretion of port concession rights payable	419,264	622,316
Payments during the year	(805,235)	(972,915)
Effects of exchange rate changes	218,414	(116,107)
Balance as at December 31	P7,299,048	P7,466,605

Agreements outside the Scope of Philippine Interpretation IFRIC 12, Service Concession Arrangements

- a. The Parent Company has a 25-year lease agreement until April 2021 covering the land in Calamba, Laguna to be used exclusively as an Inland Container Depot for which the Parent Company pays an annual rental of P0.1 million, subject to an escalation of 7% once every two years.

The contract was revised in 2004, changing the monthly rate to P0.5 million in January 1, 2002 to December 31, 2003 and P0.7 million in January 1, 2004 to December 31, 2005, subject to an escalation of 8% every 2 years starting January 1, 2006.

In 2021, the lease agreement was renewed for another period of 25 years commencing on April 24, 2021, and continuing the monthly rental schedule and escalation. The monthly rates amounted to P1.4 million in 2024, 2023 and 2022.

- b. The Parent Company has a 5-year lease contract commencing on February 1, 2017 over two parcels of land located in Sta. Mesa, City of Manila with a monthly lease rental of P0.6 million, subject to an escalation of 7% once every two years. This land is being exclusively used as an off-dock container depot.

In 2022, the lease contract was renewed for another period of five (5) years commencing on February 1, 2022 until January 1, 2027 with the same terms and conditions as the original lease contract.

- c. The Parent Company has entered a 25-year lease contract commencing on February 15, 2018 for a parcel of land located at barangay Calibuyo, Tanza, Cavite, with a monthly lease rental of P35 per square meter, subject to an escalation of 5% beginning February 15, 2020 and every 2 years thereafter. The lease premises shall be used exclusively as a port terminal, inland clearance depot, warehouse, and for other activities related or ancillary thereto.

Majority of the Group's leased properties pertain to land. The leases typically run for a period of 1-25 years, with an option to renew the lease after that date.

Information about leases for which the Group is a lessee is presented below.

i. Right-of-Use Assets

Right-of-use assets related to leased properties whose lease terms are more than 12 months.

	Note	2024	2023
Balance at January 1		P726,211	P775,248
Additions to right-of-use assets		127,600	152,000
Amortization during the year	18	(194,508)	(201,037)
Balance at December 31		P659,303	P726,211

ii. Lease Liabilities

	Note	2024	2023
Balance at January 1		P724,804	P765,092
Additions to lease liabilities		127,600	152,000
Interest expense during the year	19	36,160	43,627
Payments made		(210,222)	(235,915)
Balance at December 31		P678,342	P724,804

As at December 31, 2024 and 2023, the Group has current and noncurrent lease liabilities included in the consolidated statements of financial position as follows:

	2024	2023
Current	P14,193	P46,615
Noncurrent	664,149	678,189
	P678,342	P724,804

The maturity analysis of undiscounted lease payments as of December 31, 2024 and 2023 is as follows:

	2024	2023
Within one year	P36,611	P74,038
More than one year to five years	212,361	256,610
More than five years	855,840	901,973
	P1,104,812	P1,232,621

iii. Amounts Recognized in Profit or Loss

	Note	2024	2023
Depreciation expense	18	P194,508	P201,037
Interest on lease liabilities	19	36,160	43,627
Expenses relating to short-term and/or low value leases	18	8,464	10,851
Total		P239,132	P255,515

iv. Amounts Recognized in Statements of Cash Flows

	2024	2023
Payments of lease liabilities	P174,062	P192,288
Interest paid	36,160	43,627
Cash outflow relating to short-term and/or low value leases	8,798	10,960
Total cash outflow for leases	P219,020	P246,875

- d. The Group has contingent liabilities for lawsuits and various other matters occurring in the ordinary course of business. On the basis of information furnished by its legal counsel, management believes that none of these contingencies will materially affect the Group's financial position and financial performance.

24. Financial Risk and Capital Management Objectives and Policies

The Group has various financial assets and liabilities such as cash and cash equivalents, trade and other receivables, deposits, equity securities, trade and other payables, port concession rights payable and lease liabilities which arise directly from its operations. The main purpose of these financial instruments is to raise financing for the Group's capital expenditures and operations.

The main risks arising from the Group's financial instruments are interest rate risk, liquidity risk, credit risk and foreign currency risk. The BOD reviews and agrees on policies for managing each of these risks.

Interest Rate Risk

The Group's interest rate risk management policy centers on reducing the Group's overall interest expense and exposure to changes in interest rates. Changes in market interest rates relate primarily to the Group's cash in banks and cash equivalents.

As at December 31, 2024 and 2023, the interest rate profile of the Group's interest-bearing financial instrument is as follows:

	2024	2023
Fixed Rate Instruments		
Cash and cash equivalents*	P4,808,127	P5,422,997

*Excluding cash on hand amounting to P4.0 million and P1.9 million as at December 31, 2024 and 2023, respectively.

Fair Value Sensitivity Analysis for Fixed Rate Instruments

The Group does not account for any fixed rate financial assets and liabilities at fair value through profit or loss, therefore, a change in interest rates at the reporting date would not affect profit or loss.

Liquidity Risk

The Group monitors its risk of shortage of funds using a liquidity planning tool. This tool considers the maturity of both the Group's financial investments and financial assets and projected cash flows from operations, among others. The Group's objective is to maintain a balance between continuity of funding and flexibility through the use of bank loans.

The table below summarizes the maturity profile of the Group's financial liabilities based on contractual undiscounted payments:

As at December 31, 2024	Carrying Amount	Contractual Cash Flows					Total
		On Demand	Less than 3 Months	3 to 12 Months	1 to 5 Years	> 5 Years	
Trade and other payables*	P2,082,170	P104,257	P519,193	P1,311,872	P146,848	P -	P2,082,170
Port concession rights payable	7,299,048	-	194,023	582,070	3,345,455	4,373,383	8,494,931
Lease liabilities	678,342	-	9,087	27,524	212,361	855,840	1,104,812
	P10,059,560	P104,257	P722,303	P1,921,466	P3,704,664	P5,229,223	P11,681,913

*Excluding due to government agencies amounting to P1.1 billion as at December 31, 2024.

As at December 31, 2023	Carrying Amount	Contractual Cash Flows					Total
		On Demand	Less than 3 Months	3 to 12 Months	1 to 5 Years	> 5 Years	
Trade and other payables*	P1,966,847	P274,952	P366,187	P1,325,708	P -	P -	P1,966,847
Port concession rights payable	7,466,605	-	200,127	600,380	2,783,366	6,258,786	9,842,659
Lease liabilities	724,804	-	27,841	46,197	256,610	901,973	1,232,621
	P10,158,256	P274,952	P594,155	P1,972,285	P3,039,976	P7,160,759	P13,042,127

*Excluding due to government agencies amounting to P967.6 million as at December 31, 2023.

Credit Risk

Credit risk on trade and other receivables represents the risk of loss the Group would incur if credit customers and counterparties fail to perform their contractual obligations.

The Group trades only with recognized and creditworthy third parties. It is the Group's policy that all customers who wish to trade on credit terms are subject to credit verification procedures. In addition, receivable balances are monitored on an ongoing basis with the result that the Group's exposure to bad debts is not significant. A regular/annual review and evaluation of accounts is being implemented to assess the credit standing of customers.

The Group does not require collateral in respect of trade and other receivables. The Group does not have trade and other receivables for which no loss allowance is recognized because of collateral. The carrying amounts of trade and other receivables represent the maximum credit exposure.

With respect to credit risk arising from the other financial assets of the Group, which comprise cash in bank and cash equivalents, deposits and FVOCI - equity, the Group's exposure to credit risk arises from default of the counterparty, with a maximum exposure equal to the carrying amount of these instruments. The Group trades only with reputable banks and recognized third parties.

Exposure to credit risk is monitored on an ongoing basis. Credit checks are being performed on all clients requesting credit over certain amounts. Credit is not extended beyond authorized limits, established where appropriate through consultation with a professional credit vetting organization. Credit granted is subject to regular review, to ensure it remains consistent with the clients' current credit worthiness and appropriate to the anticipated volume of business.

Financial information on the Group's maximum exposure to credit risk as at December 31, 2024 and 2023, without considering the effects of collaterals and other risk mitigation techniques, is presented below.

	Note	2024	2023
Cash and cash equivalents*	6	P4,808,127	P5,422,997
Trade and other receivables - net	7	1,307,654	830,653
Deposits	12	79,549	70,899
Equity securities	12	2,652	2,652
		P6,197,982	P6,327,201

*Excluding cash on hand amounting to P4.0 million and P1.9 million as at December 31, 2024 and 2023, respectively.

The table below shows the credit quality of the Group's financial assets based on their historical experience with the corresponding debtor.

	As at December 31, 2024			
	Grade A	Grade B	Grade C	Total
Cash in banks and cash equivalents	P4,808,127	P -	P -	P4,808,127
Trade and other receivables - net	789,772	517,882	-	1,307,654
Deposits	79,549	-	-	79,549
Equity securities	2,652	-	-	2,652
	P5,680,100	P517,882	P -	P6,197,982

	As at December 31, 2023			
	Grade A	Grade B	Grade C	Total
Cash in banks and cash equivalents	P5,422,997	P -	P -	P5,422,997
Trade and other receivables - net	514,775	315,878	-	830,653
Deposits	70,899	-	-	70,899
Equity securities	2,652	-	-	2,652
	P6,011,323	P315,878	P -	P6,327,201

Grade A receivables pertain to those receivables from customers that always pay on time or even before the maturity date. Grade B includes receivables that are collected on their due dates provided that they were reminded or followed up by the Group. Those receivables which are collected consistently beyond their due dates and require persistent effort from the Group are included under Grade C.

Cash in banks is considered good quality (Grade A) as this pertains to deposits in reputable banks.

Trade and Other Receivables

The exposure to credit risk for trade and other receivables by industry is as follows:

	Note	2024	2023
Shipping lines		P759,837	P364,899
Others		547,817	465,754
	7	P1,307,654	P830,653

Expected Credit Loss Assessment

The Group allocates each exposure to a credit risk grade based on data that is determined to be predictive of the risk of loss (including but not limited to external ratings, audited financial statements, management accounts and cash flow projections and available press information about customers) and applying expected credit judgment. Credit risk grades are defined using qualitative and quantitative factors that are indicative of the risk of default.

Exposures within each credit risk grade are segmented by industry classification and an ECL rate is calculated for each segment based on delinquency and actual credit loss experience.

The following table provides information about the exposure to credit risk for trade and other receivables as at December 31, 2024 and 2023:

	Gross Carrying Amount	Impairment Loss Allowance	Credit- Impaired
Current (not past due)	P1,053,917	P -	No
1 - 30 days past due	93,746	-	No
31 - 60 days past due	69,195	-	No
61 - 90 days past due	77,639	-	No
More than 90 days past due	17,352	4,195	Yes
Balance at December 31, 2024	P1,311,849	P4,195	

	Gross Carrying Amount	Impairment Loss Allowance	Credit- Impaired
Current (not past due)	P714,489	P -	No
1 - 30 days past due	47,954	-	No
31 - 60 days past due	19,413	-	No
61 - 90 days past due	34,586	-	No
More than 90 days past due	18,406	4,195	Yes
Balance at December 31, 2023	P834,848	P4,195	

Loss rates are based on actual credit loss experience over three years considering circumstances at the reporting date. Any adjustment to the loss rates for forecasts of future economic conditions are not expected to be material. The Group applies the simplified approach in providing for expected credit losses prescribed by PFRS 9, which permits the use of the lifetime expected loss provision and applies a provision matrix. The application of the expected loss rates to the receivables of the Group does not have a material impact on the consolidated financial statements.

The maturity of the Group's trade and other receivables is less than one year so the lifetime expected credit losses and the 12-month expected credit losses are similar.

There are no significant concentrations of credit risk within the Group. Of the total trade and other receivables which are neither past due nor impaired, 100% are of high-grade quality instruments because there was no history of default on the agreed terms of the contract.

Movement in the Allowance for Impairment in Respect of Trade and Other Receivables

There was no movement in the allowance for impairment on trade and other receivables from 2020 as no reversals and write-offs were made since 2021. The allowance for impairment as at December 31, 2024 and 2023 is P4.2 million with individually and collectively impaired receivables amounting to P1.1 million and P3.1 million, respectively.

	2020	Individually Impaired	Collectively Impaired
Balance at January 1	P6,979	P1,173	P5,806
Reversals during the year	(2,700)	-	(2,700)
Write-offs	(84)	(84)	-
Balance at December 31	P4,195	P1,089	P3,106

Cash in Banks and Cash Equivalents

The Group held cash in banks and cash equivalents of P4.8 billion and P5.4 billion as at December 31, 2024 and 2023, respectively. The cash and cash equivalents are held with bank and financial institution counterparties, which are rated Grade A.

Impairment on cash in banks and cash equivalents has been measured on a 12-month expected loss basis and reflects the short maturities of the exposures. The Group considers that its cash in bank and cash equivalents have low credit risk based on the external credit ratings of the counterparties and any ECL is expected to be immaterial.

Foreign Currency Risk

The Group has foreign currency financial assets and liabilities arising from USD denominated revenues, government share, and other foreign currency-denominated purchases by operating units.

The Group's foreign currency-denominated accounts as at December 31 are as follows:

	2024	2023
Assets		
Cash and cash equivalents	USD8,920	USD19,007
Liabilities		
Trade and other payables	10,092	2,378
Port concession rights payable	115,061	120,527
	125,153	122,905
Net foreign currency-denominated liabilities	(USD116,233)	(USD103,898)
Peso equivalent	(P6,718,267)	(P5,755,949)

The exchange rates applicable for USD as at December 31, 2024 and 2023 are P57.8 and P55.4, respectively.

The following table demonstrates the sensitivity to a reasonably possible change in the USD exchange rate, with all other variables held constant, of the Group's income before income tax and equity.

	Increase (Decrease) in USD Exchange Rate	Effect on Income before Income Tax	Effect on Equity
2024			
	+5%	(P335,913)	(251,935)
	-5%	335,913	251,935
2023			
	+5%	(287,797)	(215,848)
	-5%	287,797	215,848

Capital Management

The primary objective of the Group's capital management is to ensure that it maintains a strong credit rating and healthy capital ratios in order to support its business and maximize shareholder value.

The Group considers capital to include capital stock, additional paid-in capital, retained earnings, and fair value reserve. The Group manages its capital structure and makes adjustments to it, in light of changes in economic conditions. To maintain or adjust its capital structure, the Group may adjust the dividend payment to shareholders, return capital to shareholders or issue new shares. No changes were made in the objectives, policies or processes from prior year.

The Group is not subject to externally imposed capital requirements, except for the investment it has committed in accordance with the investment plan discussed in Note 23.

The table below shows the capital structure of the Group as at December 31:

	Note	2024	2023
Capital stock		P2,000,000	P2,000,000
Additional paid-in capital		264,300	264,300
Treasury shares		(34,771)	-
Retained earnings		23,781,109	22,276,607
Fair value reserve		(5,820)	(5,820)
Total	16	P26,004,818	P24,535,087

25. Financial Instruments

The table below presents a comparison by category of carrying amounts and estimated fair values of all the Group's financial instruments as at December 31, 2024 and 2023.

	Note	2024		2023	
		Carrying Amount	Fair Value	Carrying Amount	Fair Value
Financial Assets					
Cash and cash equivalents	6	P4,812,172	P4,812,172	P5,424,938	P5,424,938
Trade and other receivables - net	7	1,307,654	1,307,654	830,653	830,653
Deposits	12	79,549	82,717	70,899	77,068
		6,199,375	6,202,543	6,326,490	6,332,659
Equity securities	12	2,652	2,652	2,652	2,652
		P6,202,027	P6,205,195	P6,329,142	P6,335,311
Financial Liabilities					
Other financial liabilities:					
Trade and other payables*	14	P2,082,170	P2,082,170	P1,966,847	P1,966,847
Port concession rights payable		7,299,048	7,886,080	7,466,605	8,187,761
		P9,381,218	P9,968,250	P9,433,452	P10,154,608

*Excluding due to government agencies amounting to P1.1 billion and P967.6 million as at December 31, 2024 and 2023, respectively.

Fair Value of Financial Instruments

The fair values of cash and cash equivalents, trade and other receivables and trade and other payables are approximately equal to their carrying amounts due to their relatively short-term nature.

Nonderivative Financial Instruments

Quoted market prices have been used to determine the fair values of listed equity securities. The fair values of unquoted equity securities are not reliably determinable.

For noninterest-bearing deposits, the fair value is estimated as the present value of all future cash flows discounted using the prevailing market rate on interest for a similar instrument. The discount rates used are 6.2% in 2024 and 5.8% in 2023 (see Note 12).

The fair value of port concession rights payable was estimated at the present value of all future cash flows discounted using the applicable rates for similar types of loans ranging from 6.07% to 6.17% in 2024 and 5.97% to 6.01% in 2023.

Fair Value Hierarchy

The table below presents the fair value hierarchy of the Group's financial instruments:

As at December 31, 2024	Note	Level 1	Level 2	Level 3
Equity securities	12	P933	P -	P1,719
Port concession rights payable		-	7,886,080	-
		P933	P7,886,080	P1,719
As at December 31, 2023	Note	Level 1	Level 2	Level 3
Equity securities	12	P933	P -	P1,719
Port concession rights payable		-	8,187,761	-
		P933	P8,187,761	P1,719

There have been no transfers from one level to another in 2024 and 2023.

26. Revenues from Operations

The Group derives revenue from the transfer of services in the following major service lines:

	2024	2023	2022
Revenues from Operations			
Stevedoring	P7,577,996	P6,587,928	P5,862,108
Arrastre	6,041,196	5,960,647	5,532,700
Logistics	246,844	160,055	188,913
Special and other services	2,675,692	2,743,170	2,038,983
	P16,541,728	P15,451,800	P13,622,704

ASIAN TERMINALS, INC. AND ITS SUBSIDIARIES
INDEX TO FINANCIAL STATEMENTS AND SUPPLEMENTARY
SCHEDULES

FORM 17-A, Item 7

December 31, 2024

Page No.

Consolidated Financial Statements

Statement of Management's Responsibility for Consolidated Financial Statements
Report of Independent Public Accountants
Consolidated Statements of Financial Position as of December 31, 2024 and 2023
Consolidated Statements of Income for the years ended December 31, 2024, 2023
and 2022
Consolidated Statements of Comprehensive Income for the years ended
December 31, 2024, 2023 and 2022
Consolidated Statements of Changes in Equity as of December 31, 2024 and 2023
Consolidated Statements of Cash Flows for the years ended December 31, 2024,
2023 and 2022
Notes to Consolidated Financial Statements

Supplementary Schedules

Report of Independent Public Accountants on Supplementary Schedules

A. Financial Assets	1
B. Amounts Receivable from Directors, Officers, Employees, Related Parties and Principal Stockholders (Other than Related Parties)	2
C. Amounts Receivable from (Payable to) Related Parties which are Eliminated during the Consolidation of Financial Statements	3
D. Long-term Debt	4
E. Indebtedness to Related Parties	5
F. Guarantees of Securities of Other Issuers	6
G. Capital Stock	7

Reconciliation of Retained Earnings for Cash Dividend Declaration

Report of Independent Public Accountants on Reconciliation of Retained Earnings for
Cash Dividend Declaration

Reconciliation of Retained Earnings for Cash Dividend Declaration for Asian Terminals
Inc.

Conglomerate Map

Schedule of Financial Soundness Indicators

Report of Independent Public Accountants on Schedule of Financial Soundness
Indicators

Schedule of Financial Soundness Indicators



R.G. Manabat & Co.
The KPMG Center, 6/F
6787 Ayala Avenue, Makati City
Philippines 1209
Telephone +63 (2) 8885 7000
Fax +63 (2) 8894 1985
Internet www.home.kpmg/ph
Email ph-inquiry@kpmg.com

REPORT OF INDEPENDENT AUDITORS ON SUPPLEMENTARY INFORMATION

The Stockholders and Board of Directors
Asian Terminals, Inc. and its Subsidiaries
A. Bonifacio Drive
Port Area, Manila

We have audited in accordance with Philippine Standards on Auditing, the accompanying consolidated financial statements of Asian Terminals Inc. (the "Company") and its Subsidiaries (collectively known as the "Group") as at December 31, 2024 and 2023 and for each of the three years in the period ended December 31, 2024, included in this Form 17-A, and have issued our report thereon dated March 12, 2025.

Our audits were made for the purpose of forming an opinion on the consolidated financial statements of the Group taken as a whole. The supplementary information included in the following accompanying additional components is the responsibility of the Group's management.

- Map of the Conglomerate
- Supplementary Schedules of Annex 68-J

Firm Regulatory Registration & Accreditation:
PRC-BOA Registration No. 0003, valid until September 20, 2026
IC Accreditation No. 0003-IC, Group A, valid for five (5) years covering the audit of 2020 to 2024
financial statements (2019 financial statements are covered by IC Circular Letter (CL) No. 2019-39, Transition clause)
BSP Accreditation No. 0003-BSP, Group A, valid for five (5) years covering the audit of 2020 to 2024
financial statements (2019 financial statements are covered by BSP Monetary Board Resolution No. 2161, Transition clause)



This supplementary information is presented for purposes of complying with the Revised Securities Regulation Code Rule 68, and is not a required part of the consolidated financial statements. Such information has been subjected to the auditing procedures applied in the audit of the consolidated financial statements and, in our opinion, is fairly stated, in all material respects, in relation to the consolidated financial statements taken as a whole.

R.G. MANABAT & CO.

A handwritten signature in black ink, appearing to be 'Vernoil G. Yu', written in a cursive style.

VERNOIL G. YU

Partner

CPA License No.

Tax Identification No.

BIR Accreditation No. 08-001987-035-2024

Issued March 26, 2024; valid until March 26, 2027

PTR No. MKT 10467162

Issued January 2, 2025 at Makati City

March 12, 2025

Makati City, Metro Manila

ASIAN TERMINALS, INC. AND ITS SUBSIDIARIES

Financial Assets
December 31, 2024
(in thousands)

Financial Assets	Name of Issuing Entity and Association of Each Issue	Number of Shares or Principal Amount of Bonds and Notes	Amount Shown in the Balance Sheet	Valued Based on Market Quotation at End of Reporting Period	Income Received and Accrued
Cash and cash equivalents	N/A	N/A	P4,812,172	P4,812,172	P175,368
Trade and other receivables - net	N/A	N/A	1,307,654	1,307,654	-
Deposits	N/A	N/A	79,549	82,717	-
Equity Securities:					
Quoted Equity Shares	N/A	N/A	933	933	-
Unquoted Equity Shares	N/A	N/A	1,719	1,719	-
			P6,202,027	P6,205,195	P175,368

ASIAN TERMINALS, INC. AND ITS SUBSIDIARIES**Amounts Receivable from Directors, Officers, Employees, Related Parties and Principal Stockholders
(Other than Related Parties)****December 31, 2024**

(in thousands)

Name and Designation of Debtor	Balance at Beginning of Period	Additions	Deductions		Current	Non-current	Balance at End of Period
			Amounts Collected	Amounts Written-off			
Officers	P22,786	P79,232	(P61,153)	P -	P40,865	P -	P40,865
Related Parties	82,085	796,348	(628,062)	-	250,371	-	250,371
	P104,871	P875,580	(P689,215)	P -	P291,236	P -	P291,236

ASIAN TERMINALS, INC. AND ITS SUBSIDIARIES**Amounts Receivable from (Payable to) Related Parties which are Eliminated during the
Consolidation of Financial Statements****December 31, 2024**

(in thousands)

Name and Designation of Debtor	Balance at Beginning of Period	Additions	Deductions		Current	Non-current	Balance at End of Period
			Amounts Paid	Amounts Written-off			
ATI Batangas, Inc.	P326,617	P513,269	(P648,314)	P -	P191,572	P -	P191,572
Tanza Container Terminal, Inc.	2,069,626	372,478	-	-	2,442,104	-	2,442,104
	P2,396,243	P885,747	(P648,314)	P -	P2,633,676	P -	P2,633,676

ASIAN TERMINALS, INC. AND ITS SUBSIDIARIES

Long-term Debt
December 31, 2024
(in thousands)

Title of Issue and type of obligation	Amount Authorized by Indenture	Amount Shown under Caption "Current Portion of Long-term Debt" in Related Balance Sheet	Amount Shown under caption "Long-Term Debt" in Related Balance Sheet
Not Applicable			

ASIAN TERMINALS, INC. AND ITS SUBSIDIARIES**Indebtedness to Related Parties****December 31, 2024**

(in thousands)

Name of Issuing Entity and Association of Each Issue	Amount Shown in the Balance Sheet	Valued Based on Market Quotation at End of Reporting Period
Not Applicable		

ASIAN TERMINALS, INC. AND ITS SUBSIDIARIES

Capital Stock
December 31, 2024
(in thousands)

Title of Issue	Number of Shares Authorized	Number of Shares Issued and Outstanding	Number of Shares Reserved for Options, Warrants, Conversion and Other Rights	Number of Shares Held by		
				Related Parties	Directors, Officers, and Employees	Others
Common shares	4,000,000	2,000,000	None	637,838	1,035,253	326,909

R.G. Manabat & Co.
The KPMG Center, 6/F
6787 Ayala Avenue, Makati City
Philippines 1209
Telephone +63 (2) 8885 7000
Fax +63 (2) 8894 1985
Internet www.home.kpmg/ph
Email ph-inquiry@kpmg.com

REPORT OF INDEPENDENT AUDITORS ON SUPPLEMENTARY INFORMATION

The Stockholders and Board of Directors
Asian Terminals, Inc.
A. Bonifacio Drive
Port Area, Manila

We have audited in accordance with Philippine Standards on Auditing, the separate financial statements of Asian Terminals, Inc. (the "Company"), as at December 31, 2024 and 2023 and for the years then ended, and have issued our report thereon dated March 12, 2025.

Our audits were made for the purpose of forming an opinion on the basic separate financial statements of the Company taken as a whole. The supplementary information included in Reconciliation of Retained Earnings Available for Dividend Declaration is the responsibility of the Company's management.

Firm Regulatory Registration & Accreditation:
PRC-BOA Registration No. 0003, valid until September 20, 2026
IC Accreditation No. 0003-IC, Group A, valid for five (5) years covering the audit of 2020 to 2024
financial statements (2019 financial statements are covered by IC Circular Letter (CL) No. 2019-39, Transition clause)
BSP Accreditation No. 0003-BSP, Group A, valid for five (5) years covering the audit of 2020 to 2024
financial statements (2019 financial statements are covered by BSP Monetary Board Resolution No. 2161, Transition clause)



This supplementary information is presented for purposes of complying with the Revised Securities Regulation Code (SRC) Rule 68, and is not a required part of the basic separate financial statements. Such supplementary information has been subjected to the auditing procedures applied in the audits of the basic separate financial statements and, in our opinion, is fairly stated, in all material respects, in relation to the basic separate financial statements taken as a whole.

R.G. MANABAT & CO.

A handwritten signature in black ink, appearing to be 'Vernoil G. Yu', written over a horizontal line.

VERNILO G. YU

Partner

CPA License No. 1

Tax Identification No.

BIR Accreditation No. 08-001987-035-2024

Issued March 26, 2024; valid until March 26, 2027

PTR No. MKT 10467162

Issued January 2, 2025 at Makati City

March 12, 2025

Makati City, Metro Manila

**RECONCILIATION OF RETAINED EARNINGS
AVAILABLE FOR DIVIDEND DECLARATION
FOR THE REPORTING PERIOD ENDED DECEMBER 31, 2024**
(In thousands)

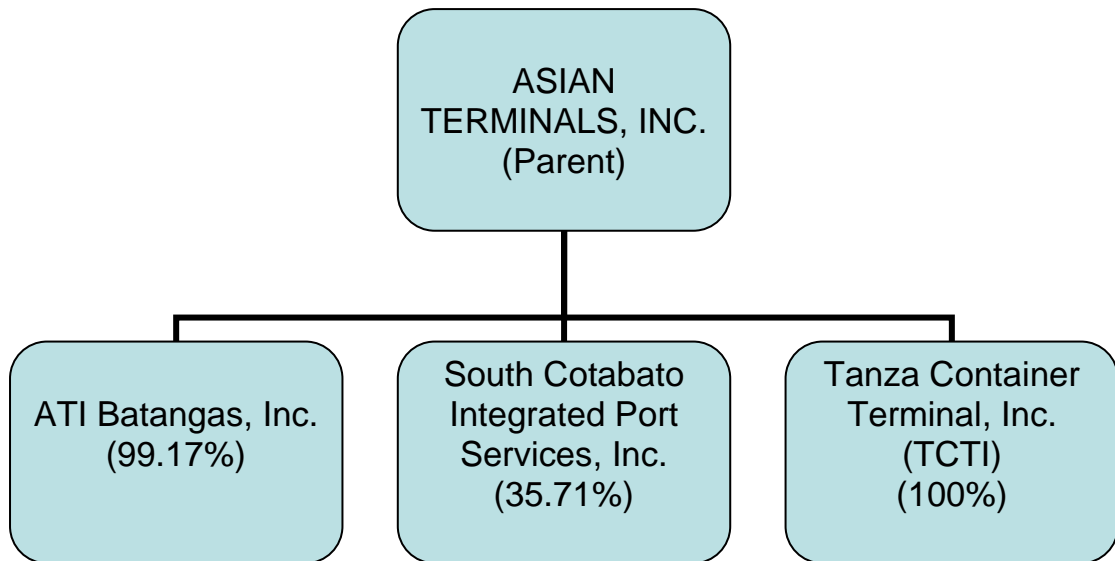
ASIAN TERMINALS, INC.
A. Bonifacio Drive, Port Area, Manila

Unappropriated Retained Earnings, beginning of reporting period		P1,849,287
Add: Items that are directly credited to Unappropriated Retained Earnings		
Reversal of Retained Earnings Appropriation/s	P3,000,000	
Effects of restatements or prior-period adjustments	-	3,000,000
Less: Items that are directly debited to Unappropriated Retained Earnings		
Dividend declaration during the reporting period	(3,000,000)	
Retained Earnings appropriated during the reporting period	(4,300,000)	
Effect of restatements or prior-period adjustments	-	(7,300,000)
Unappropriated Retained Earnings, as adjusted		(2,450,713)
Add/Less: Net Income (loss) for the current year		4,563,192
Less: Unrealized income recognized in the profit or loss during the reporting period (net of tax)		
Equity in net loss (income) of associate/joint venture, net of dividends declared	-	
Unrealized foreign exchange gain, except those attributable to cash and cash equivalents	-	
Unrealized fair value adjustment (mark-to-market gains) of financial instruments at fair value through profit or loss (FVTPL)	-	
Unrealized fair value gain of Investment Property	-	
Other unrealized gains or adjustments to the retained earnings as a result of certain transactions accounted for under the PFRS	-	
Subtotal		-
Add: Unrealized income recognized in the profit or loss in prior reporting periods but realized in the current reporting period (net of tax)		
Realized foreign exchange gain, except those attributable to Cash and cash equivalents	87,081	
Realized fair value adjustment (mark-to-market gains) of financial instruments at fair value through profit or loss (FVTPL)	-	
Realized fair value gain of Investment Property	-	
Other realized gains or adjustments to the retained earnings as a result of certain transactions accounted for under the PFRS	-	
Subtotal		87,081

Forward

Adjusted Net Income/Loss		P4,650,273
Add/Less: Category F: Other items that should be excluded from the determination of the amount of available for dividends distribution		
Net movement of treasury shares (except for reacquisition of redeemable shares)	(P34,771)	
Net movement of deferred tax asset not considered in the reconciling items under the previous categories	(38,287)	
Net movement in deferred tax asset and deferred tax liabilities related to same transaction, e.g., set up of right of use of asset and lease liability, set-up of asset and asset retirement obligation, and set-up of service concession asset and concession payable	(28,640)	
Adjustment due to deviation from PFRS/GAAP - gain (loss)	-	
Actuarial valuation loss - net of tax	23,947	
Subtotal		(77,751)
Total Retained Earnings, end of the reporting period available for dividend		P2,121,809

**ASIAN TERMINALS, INC.
SUBSIDIARIES AND AN ASSOCIATE
DECEMBER 31, 2024**



R.G. Manabat & Co.
The KPMG Center, 6/F
6787 Ayala Avenue, Makati City
Philippines 1209
Telephone +63 (2) 8885 7000
Fax +63 (2) 8894 1985
Internet www.home.kpmg/ph
Email ph-inquiry@kpmg.com

REPORT OF INDEPENDENT AUDITORS ON COMPONENTS OF FINANCIAL SOUNDNESS INDICATORS

The Stockholders and Board of Directors
Asian Terminals, Inc.
A. Bonifacio Drive
Port Area, Manila

We have audited, in accordance with Philippine Standards on Auditing, the consolidated financial statements of Asian Terminals, Inc. (the “Company”) and its Subsidiaries (collectively known as the “Group”) as at December 31, 2024 and 2023 and for each of the three years in the period ended December 31, 2024, and have issued our report thereon dated March 12, 2025.

Our audits were made for the purpose of forming an opinion on the basic consolidated financial statements taken as a whole. The Supplementary Schedule on Financial Soundness Indicators, including their definitions, formulas, calculation, and their appropriateness or usefulness to the intended users, are the responsibility of the Company’s management. These financial soundness indicators are not measures of operating performance defined by Philippine Financial Reporting Standards (PFRS) Accounting Standards and may not be comparable to similarly titled measures presented by other companies.

Firm Regulatory Registration & Accreditation:
PRC-BOA Registration No. 0003, valid until September 20, 2026
IC Accreditation No. 0003-IC, Group A, valid for five (5) years covering the audit of 2020 to 2024
financial statements (2019 financial statements are covered by IC Circular Letter (CL) No. 2019-39, Transition clause)
BSP Accreditation No. 0003-BSP, Group A, valid for five (5) years covering the audit of 2020 to 2024
financial statements (2019 financial statements are covered by BSP Monetary Board Resolution No. 2161, Transition clause)



This schedule is presented for the purpose of complying with the Revised Securities Regulation Code (SRC) Rule 68 issued by the Securities and Exchange Commission, and is not a required part of the basic consolidated financial statements prepared in accordance with PFRS Accounting Standards. The components of these financial soundness indicators have been traced to the Group's consolidated financial statements as at December 31, 2024 and 2023 and for each of the three years in the period ended December 31, 2024 and no material exceptions were noted.

R.G. MANABAT & CO.

VERNOIL G. YU

Partner

CPA License No.

Tax Identification No.

BIR Accreditation No. 08-001987-035-2024

Issued March 26, 2024; valid until March 26, 2027

PTR No. MKT 10467162

Issued January 2, 2025 at Makati City

March 12, 2025

Makati City, Metro Manila

Asian Terminals Inc. and its Subsidiaries
Schedule of Financial Soundness Indicators
For the Years Ended December 31, 2024, 2023 and 2022

Consolidated KPI	Manner of Calculation	2024	2023	2022	Discussion
Return on Capital Employed*	Percentage of income before interest and tax over capital employed	19.2%	18.9%	16.3%	Increased due to higher income before interest and taxes during the period.
Return on Equity attributable to equity holders of the parent	Percentage of net income over equity attributable to equity holders of the parent	17.9%	19.0%	14.1%	Decreased due to lower net income growth.
Current ratio	Ratio of current assets over current liabilities	2.72 : 1:00	2.81 : 1.00	2.21 : 1.00	Decreased due to higher current liabilities.
Asset to equity ratio	Ratio of total assets over equity attributable to equity holders of the parent	1.45 : 1:00	1.47 : 1.00	1.56 : 1.00	Decreased due to higher increase in equity.
Debt to equity ratio	Ratio of total liabilities over equity attributable to equity holders of the parent	0.45 : 1:00	0.47 : 1.00	0.56 : 1.00	Decreased due to higher equity.
Days Sales in Receivables (DSR)	Gross trade receivables over revenues multiplied by number of days	12 days	10 days	11 days	Increased due to higher revenues.
Net Income Margin	Net income over revenues less government share in revenues	33.3%	34.7%	27.1%	Decreased due to lower net income growth.
Reportable Injury Frequency Rate (RIFR) ¹	Number of reportable injuries within a given accounting period relative to the total number of hours worked in the same accounting period.	0.84	0.87	0.52	Improved as a result of extensive safety campaign.

*Income before interest and tax excludes also net unrealized foreign exchange losses and others.

¹ RIFR is the new KPI for injuries introduced in 2014 to replace LTIFR. RIFR is a more stringent KPI as it covers not only Lost Time Injuries (LTIs) but also Medical Treatment Injuries (MTIs) and Fatalities incidents.

ASIAN TERMINALS, INC.
SUPPLEMENTARY SCHEDULE OF EXTERNAL AUDITOR FEE-RELATED
INFORMATION
DECEMBER 31, 2024

	December 31	
	2024	2023
Total Audit Fees	P3,110,000	P2,846,700
Non-audit service fee:		
Word processing	20,000	20,000
Total Audit and Non-audit Fees	P3,130,000	P2,866,700

Audit and Non-audit fees of other related entities

	December 31	
	2024	2023
Total Audit Fees	P830,000	P780,000
Non-audit service fee:		
Word processing	20,000	20,000
Total Audit and Non-audit Fees	P850,000	P800,000